



NGSMEDICARE UNIVERSITY

MEANINGFUL • INFORMATIVE • SIMPLIFIED EDUCATION



NGS Medicare Virtual Conference

Fall 2021

Electronic Remittance Advice

11/9/2021





Today's Presenters

- Linda Mayer
 - Operations Analyst II Sensitive/ Provider Experience
- Paul Root
 - Business Analyst II/ Provider Experience

Disclaimer

National Government Services, Inc. has produced this material as an informational reference for providers furnishing services in our contract jurisdiction. National Government Services employees, agents, and staff make no representation, warranty, or guarantee that this compilation of Medicare information is error-free and will bear no responsibility or liability for the results or consequences of the use of this material. Although every reasonable effort has been made to assure the accuracy of the information within these pages at the time of publication, the Medicare Program is constantly changing, and it is the responsibility of each provider to remain abreast of the Medicare Program requirements. Any regulations, policies and/or guidelines cited in this publication are subject to change without further notice. Current Medicare regulations can be found on the [CMS website](#).

No Recording

- Attendees/providers are **never** permitted to record (tape record or **any** other method) our educational events
 - This applies to our webinars, teleconferences, live events and any other type of National Government Services educational events

Objectives

- Downloading free software to read, view and print electronic remits
- Presenting the many functions available with using the software and viewing the remit
- Why electronic is better than paper

Agenda

- Benefits of Electronic Remits
- How to Get Started
- Medicare Free Software
 - PC-ACE
 - Medicare Remittance Easy Print

ERA vs SPR

▪ ERA

- Receive the day claim finalizes
- Streamline reconciliation process with automated posting software
- Reduction of paper and printing
- Reduces office footprint
- Lower administrative costs
- Less staff time spent on review and filing paper remits
- Environmentally responsible

▪ SPR

- SPRs are mailed weekly
- Manually post payments to patient accounts
- Remit format is only paper
- Store and maintain paper files

How to Get Started

- Making the change is easy
 - Contact your clearinghouse to ask how to enroll for the electronic remittance service
 - If you currently have a claim submission software program, verify with your software vendor that you have the ability to retrieve the 835 remittance advice electronic transactions, and that you can automatically post electronic results
 - If you are able to retrieve but not post automatically, CMS offers the MREP software that allows you to read and print the 835 Electronic Remittance Advice file after downloading
 - For more information on the free MREP software, visit Medicare Remit Easy Print
 - If you currently use the Medicare free billing software, PC-ACE, you can take advantage of this product's functionality to also convert ERA file to view or print images, there is no need for additional software

How to Get Started

- Enrollment for ERA
 - ERA enrollment is easy
 - Go to [NGS Website](#)
 - Then choose Resources
 - Next, choose EDI Enrollment on left side
 - Under Step 1 – Complete your Enrollment Packet
 - Choose Start Enrollment Process
 - EDI Guided Enrollment User Guide is available for step-by-step instructions, if needed
 - Once the request has been approved and processed, a setup confirmation will be sent via email

How to Download MREP Free Software

- MREP software is an option available for providers to view and print HIPPA-compliant ERAs from their own computer
- MREP software offers
 - Easy navigation and viewing the ERA
 - Print the ERA in paper format
 - Search function to easily find claim information
 - Print and export reports about ERAs
 - Easy method to archive, restore and delete imported ERAs
- Download the free software from the NGS website under EDI Solutions
- The download link takes you to CMS website
- Don't forget to download the User Guide for quick reference

MREP

- Import the downloaded 835 file
- The tabs show the claim list, claim detail, remit summary, data view, search and glossary
- The MREP User Guide explains all the tabs in the software

The screenshot displays the Medicare Remit EasyPrint v3.2 software interface. The main window shows a table with the following data:

Payer Name	Payee Name	Payee ID	Check Date	Check/EFT ...	Check/EFT ...	Claims	Check/EFT Number	Version	File#
AREA INSURANCE	ACME PHYSICIANS INC.	12345678	04/23/05	481.71	EFT	7	12345	005010x221A1	AREA

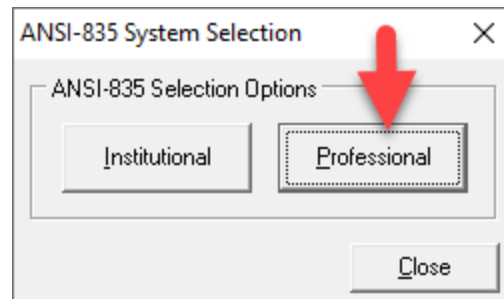
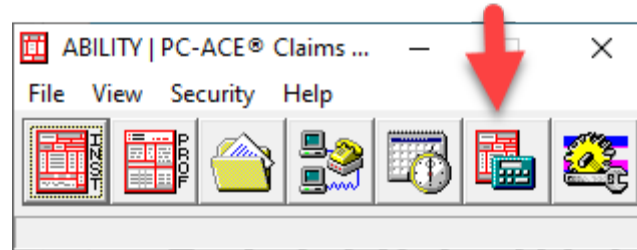
Below the main table, there are tabs for 'Claim List', 'Claim Detail', 'Remit Summary', 'Data View', 'Search', and 'Glossary'. The 'Claim List' tab is active, showing a table with the following data:

Name	ACNT	ICN	Billed Amount	Paid Amount	From Date	To Date	AS
<input type="checkbox"/> Doe, Sally	1111111	123456789012345	-910.50	-402.53	2/10/2004	2/10/2004	✓
<input type="checkbox"/> Doe, Sally	1111111	123456789012345	910.50	587.28	2/10/2004	2/10/2004	✓
<input type="checkbox"/> Doe, Sally	1111111	123456789012345	38.20	12.50	2/11/2005	2/11/2005	✓
<input type="checkbox"/> Right, Samuel	1111111	123456789012345	237.60	159.36	3/28/2005	3/28/2005	✓
<input type="checkbox"/> Doe, Sally	1111111	123456789012345	406.20	32.67	2/10/2005	2/10/2005	✓
<input type="checkbox"/> Doe, Sally	1111111	123456789012345	148.80	92.42	3/9/2005	3/9/2005	✓
<input type="checkbox"/> Right, Samuel	1111111	123456789012345	40.00	0.00	12/22/2003	12/22/2003	✓

At the bottom of the window, there are buttons for 'Print', 'Check All', 'UnCheck All', and 'Data'. The status bar shows 'Segment count >>206' and the date '12/6/2011'.

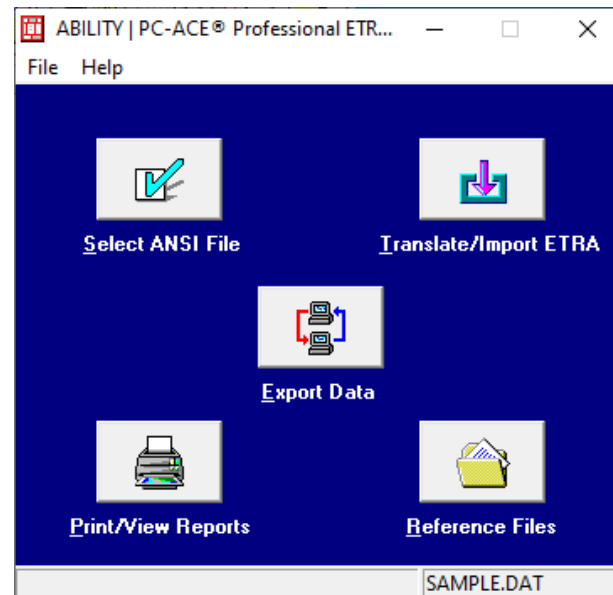
Are You a PC-ACE User?

- PC-ACE free software also reads electronic remits



PC-ACE Free Software

- Reference Files
- Select file
- Translate File
- Print/View Reports



- Download Software Instructions, Resources and Guides

Thank You!

- Follow-up email
 - Attendees will be provided a Medicare University Course Code
- Questions?

We're on Twitter!



@NGSMedicare

[Follow us](#)