

Introduction to Medicare Part I

4/16/2025

Closed Captioning: *Auto-generated closed captioning is enabled in this course and is at best 70-90% accurate. Words prone to error include specialized terminology, proper names and acronyms.*

Today's Presenters

Arlene
Dunphy, CPC



Provider Outreach and
Education Consultant

Michele
Poulos



Provider Outreach and
Education Consultant



Disclaimer

National Government Services, Inc. has produced this material as an informational reference for providers furnishing services in our contract jurisdiction. National Government Services employees, agents, and staff make no representation, warranty, or guarantee that this compilation of Medicare information is error-free and will bear no responsibility or liability for the results or consequences of the use of this material. Although every reasonable effort has been made to assure the accuracy of the information within these pages at the time of publication, the Medicare Program is constantly changing, and it is the responsibility of each provider to remain abreast of the Medicare Program requirements. Any regulations, policies and/or guidelines cited in this publication are subject to change without further notice. Current Medicare regulations can be found on the [CMS website](#).



Recording

Attendees/providers are never permitted to record (tape record or any other method) our educational events. This applies to webinars, teleconferences, live events and any other type of National Government Services educational events.

Objective

After this session attendees will be able to

- Have a basic understanding of Medicare Program
- Locate resources on our website
- Know who can enroll and how to bill correctly
- Know what's covered under Medicare Part B



Agenda

- [Jurisdictions](#)
- [NGS Website/Medicare Education](#)
- [Medicare Enrollment Process](#)
- [Electronic Billing](#)
- [Claim Filing Guidelines](#)
- [Medicare Part B](#)
- [Deductibles/Coinsurance](#)
- [Where Can I Find Fee Schedules?](#)

Jurisdictions

Medicare Administration

- Medicare laws and regulations are enacted by Congress annually
- Implemented by CMS
- Administered through MACs
 - [Who are the MACs | CMS](#)

National Government Services Medicare Part A and Part B – JK/J6

- Medicare Jurisdictions
 - A/B MAC
 - HH+H
- NGS
 - Part B Claims
 - J6: IL, WI, MN
 - JK: ME, NH, VT, MA, NY, CT, RI

NGS Responsibilities as the Part B MAC

- Processing claims
- Computing payments for services
- Making payments
- Determining medical necessity
- Informing physicians of changes in the Medicare Program
- Developing education programs

NGS Website/Medicare Education

National Government Services

The screenshot displays the National Government Services website interface. A central modal window titled "Attestation" is open, containing the following text:

NGSConnex
This warning banner provides privacy and security notices consistent with applicable federal laws, directives, and other federal guidance for accessing this Government system, which includes (1) this computer network, (2) all computers connected to this network, and (3) all devices and storage media attached to this network or to a computer on this network.

- This system is provided for Government authorized use only.
- Unauthorized or improper use of this system is prohibited and may result in disciplinary action and/or civil and criminal penalties.
- Personal use of social media and networking sites on this system is limited as to not interfere with official work duties and is subject to monitoring.
- By using this system, you understand and consent to the following:

An "Accept" button is located at the bottom of the modal. In the background, the website header features the "national government SERVICES" logo. Below the header, there are two main sections:

- Access NGS Medicare**: Includes a description of NGS Medicare services and a form with a dropdown menu labeled "I am a..." and a "Please select" dropdown, followed by an "Enter" button.
- Log into NGSConnex**: Includes a description of NGSConnex as a self-service portal and a login form with "User ID" and "Password" input fields, followed by an "Enter" button.

At the bottom of the page, there are links for "Create Account", "Can't Log In", and "Helpful Links".

NGSMedicare.com Home Page

Contact Us NGSConnex Subscribe for Email Updates

Part B Provider in New York (JK) ▾



HOME EDUCATION ▾ RESOURCES ▾ EVENTS ENROLLMENT APPS ▾



Medical Policies/LCDs

Find LCDs and related billing and coding articles



Enrollment

Getting started, after you enroll, and revalidating your enrollment



Fee Schedules

Code pricing search, payment systems, limits, and fee schedule lookup



Claims and Appeals

Learn about claims, top errors, fees, MBI and appeals



Overpayments

Repayment schedules, and post-pay adjustment



Medicare Compliance

Medical Review, Prior Authorization, Fraud & Abuse, CERT, and more

FEEDBACK

NGSMedicare.com Education Tab

The screenshot displays the top navigation bar of the NGSMedicare.com website. The navigation bar includes the following items from left to right: the National Government Services logo, the 'HOME' link, the 'EDUCATION' link (highlighted with a red box and a dropdown menu), the 'RESOURCES' link, the 'EVENTS' link, the 'ENROLLMENT' link, the 'APPS' link, and a search icon. The dropdown menu for 'EDUCATION' is open, showing the following options: 'VIEW ALL EDUCATION', 'Help And FAQs', 'Manuals and Guides', 'Medicare Arcade', 'Medicare Monthly Review', 'Medicare Topics', 'Medicare University' (highlighted), 'News', 'POE Advisory Group', and 'Self-Service Pulse'. Below the navigation bar, the main content area is divided into several sections. On the left, there is a vertical orange 'FEEDBACK' button. The main content area features three large cards: 'Medical Policy' (with an icon of an open book), 'Claims and Appeals' (with an icon of a document and a magnifying glass), and 'Overpayments' (with a dollar sign icon). To the right, there are two more cards: 'Fee Schedules' (with a description: 'de pricing search, payment systems, limits, and fee schedule lookup') and 'Medicare Compliance' (with a description: 'Medical Review, Prior Authorization, Fraud & Abuse, CERT, and more').

Contact Us NGSConex Subscribe for Email Updates Part B Provider in New York (JK) ▾

national government SERVICES HOME **EDUCATION ▾** RESOURCES ▾ EVENTS ENROLLMENT APPS ▾ 🔍

VIEW ALL EDUCATION

- Help And FAQs
- Manuals and Guides
- Medicare Arcade
- Medicare Monthly Review
- Medicare Topics
- Medicare University
- News
- POE Advisory Group
- Self-Service Pulse
- Specialties

Medical Policy
Find LCDs and related coding articles

Claims and Appeals
Learn about claims, top errors, fees, MBI and appeals

Overpayments
Repayment schedules, and post-pay adjustment

Fee Schedules
de pricing search, payment systems, limits, and fee schedule lookup

Medicare Compliance
Medical Review, Prior Authorization, Fraud & Abuse, CERT, and more

FEEDBACK

NGSMedicare.com Events

Events



Search events

From mm/dd/yyyy

To mm/dd/yyyy

Reset Search Criteria

Current Events Past Events

Event Description	Event Date/Time	PDF	Registration
<p>> Steps to Claim Corrections</p> <p>This webinar includes the top continuous errors we find at National Government Services with claim submissions. Join us to learn how to correct ...</p>	03/27/2025 9:30AM - 11:00AM EST		Register
<p>> NGSConnex: Beneficiary Eligibility, Look Up and MBI Look Up</p> <p>This webinar is geared toward all lines of business. Knowing if your patient is Medicare eligible is important for correct claims processing. ...</p>	03/27/2025 10:00AM - 11:00AM EST		Register

National Government Services Offers CEU Credits Through AAPC

- All NGS Part B Provider Outreach and Education attendees can receive one CEU from the AAPC for every hour of NGS education received
- If you are accredited with a professional organization other than AAPC and plan to request continuing education credit, please contact your organization not NGS with your questions concerning CEUs
- Teleconferences and webinar education
 - Upon completion of the education, you will receive an email from NGS which will serve as proof of attendance
- Face-to-face education
 - A certificate of attendance will be provided at the conclusion of the event

Medicare Enrollment Process

NGSMedicare.com Enrollment Tab

Contact Us NGSConnex Subscribe for Email Updates **Part B Provider in New York (JK)** ▼



HOME

EDUCATION ▼

RESOURCES ▼

EVENTS

ENROLLMENT

APPS ▼



Medical Policies/LCDs

Find LCDs and related billing and coding articles



Enrollment

Getting started, after you enroll, and revalidating your enrollment



Fee Schedules

Code pricing search, payment systems, limits, and fee schedule lookup



Claims and Appeals

Learn about claims, top errors, fees, MBI and appeals



Overpayments

Repayment schedules, and post-pay adjustment

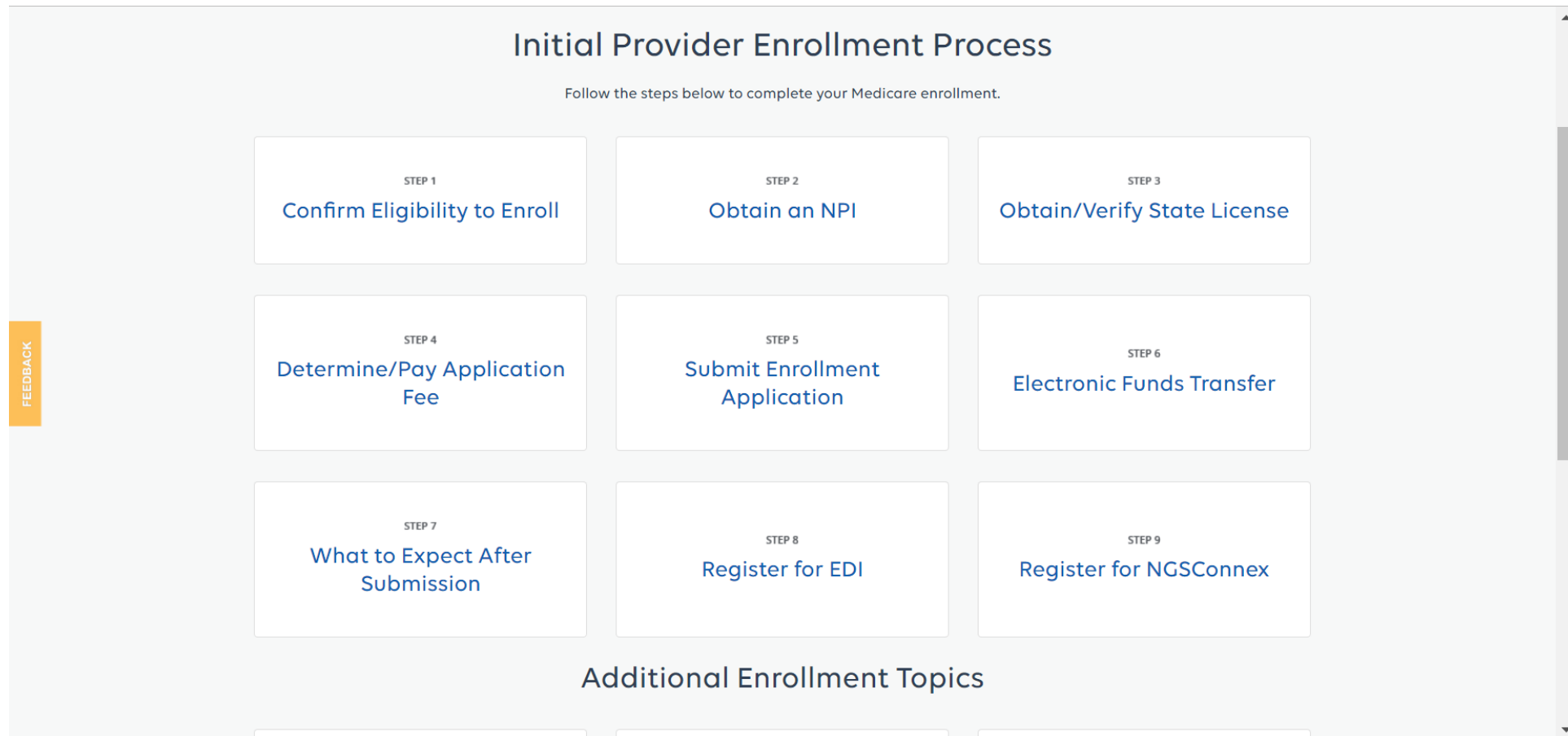


Medicare Compliance

Medical Review, Prior Authorization, Fraud & Abuse, CERT, and more

FEEDBACK

Initial Provider Enrollment Process



Eligible Physicians

- Doctor of
 - Medicine (MD)
 - Osteopathy (DO)
 - Chiropractic (DC)
 - Dentistry (DMD) (DDS)
 - Optometry (OD)
 - Psychiatry (MD)
 - Podiatry (DPM)

Eligible Nonphysicians

- Anesthesiology Assistants
- Audiologists
- Certified Nurse Midwife (CNM)
- Certified Registered Nurse Anesthetists (CRNA)
- Clinical Nurse Specialist (CNS)
- Clinical Psychologist (CP)
- Clinical Social Worker (LCSW)
- Marriage and Family Therapists (MFTs)
- Mental Health Counselors (MHCs)
- Nurse Practitioner (NP)
- Occupational Therapists in Private Practice (OT)
- Physical Therapists in Private Practice (PT)
- Physician Assistants (PA)
- Psychologists, Billing Independently
- Speech Language Pathologist (SLP)
- Registered Dietitians or Nutrition Professional (RD or NP)

National Provider Identifier

- A unique ten-digit identification number issued to health care providers
 - Remains with an individual provider regardless of job or location changes
- There are two types of NPIs
 - Type One NPIs—assigned to individual physicians or nonphysician practitioners as well as sole proprietors
 - Type Two NPIs—assigned to organizations, including physician and nonphysician groups, hospitals, nursing homes and corporation formed when an individual incorporates as a sole owner
- [National Provider Identifier Standard \(NPI\)](#)

National Plan and Provider Enumeration System

- NPPES assigns NPIs, maintains and updates information about health care providers with NPIs, and disseminates the NPI Registry and NPPES Downloadable File
- Apply online on the [NPPES website](#)
 - To request a paper application
 - 800-465-3203

Internet-Based PECOS

- PECOS
- CMS Internet-based Medicare Enrollment System
 - Submit new initial enrollment record
 - Make changes to existing enrollment record
 - Add or change reassignment of benefits
 - Reactivate or revalidate enrollment
 - Voluntarily withdraw
 - Track status
- Resources
 - External User Services Help Desk: 866-484-8049
 - Email: EUSSupport@cgi.com

PECOS: Multi-Factor Authentication Requirement

- Multi-Factor Authentication (MFA) is a security system that requires more than one method of authentication to verify the user's identity
- Used to improve identification and authentication security for
 - I&A
 - NPPES
 - PECOS
 - HITECH
- Existing I&A users will be prompted with an option to set up MFA
- New I&A users will be prompted to set up your MFA devices as you set up your account
 - Set up on a mobile phone (SMS or voice), landline phone (voice), or email address (email)
 - You can add up to two devices, a primary authentication device/method and an alternative authentication device/method
- To prepare and set up an MFA account, log in to the [Identity & Access Management System](#)
- View the MFA Presentation on CMS' [Provider Enrollment and Certification](#) web page for more information
- If you work on behalf of other providers, be sure to enable the appropriate surrogacy connections
 - Learn how with the [I&A Quick Reference Guide](#)

Provider Enrollment Application Process Timeline

- Process timeline
 - All required information available
 - Internet-based PECOS application within 45 days
 - CMS-855 paper application within 60 days
- An acknowledgment notice with a case number will be faxed, mailed or emailed from NGS-PE-Communications@anthem.com to the contact on the submitted application
- If necessary, additional documentation request will be mailed or emailed with a 30-day return date
- Obtainable status
 - [Interactive Voice Response System](#)
 - [Check Provider Enrollment Application Status](#)
- Response letters may take up to seven days after the finalized application

Provider Enrollment Application Status

Resources > Tools & Calculators

CHECK PROVIDER ENROLLMENT APPLICATION STATUS

This inquiry tool can be used to check on the status of your application.

How to Search

To perform a search please enter into a field below either a valid Case Number/Web Tracking ID (Option 1) or a valid National Provider Identifier (NPI) and last five digits of the Tax Identification Number (TIN) combination (Option 2).

Option 1

Case Number / Web Tracking Id

Option 2

NPI

TIN (last five digits)

FEEDBACK

Provider Enrollment Revalidation

- In order to maintain Medicare billing privileges, you must resubmit and recertify the accuracy of your enrollment information every five years
 - Applies to Part B providers and suppliers
- CMS has established due dates by which you must revalidate
 - Due date will normally remain with you throughout subsequent revalidation cycles
- Revalidation
 - [Internet-Based PECOS System](#)
 - [CMS-855 Paper Applications](#)
- Failure to submit a complete revalidation application may result in deactivation

Provider Enrollment Revalidation

- There are several ways to find your revalidation due date
 - [Medicare Revalidation List Tool](#)
 - Search by NPI or Name
 - A due date of “TBD” (to be determined) means a revalidation due date has not been assigned by CMS
 - Instructions on how to use the tool can be found: [Familiarize Yourself with Enrollment Revalidation](#)
 - Revalidation notice mailed by National Government Services
 - Mailed in a [yellow envelope](#)
 - [Sample Revalidation Letter](#)
 - [PECOS](#)
 - Sign in with user ID and password

Participating Providers

- Enters into an agreement with the Medicare Program to accept assignment for all Medicare patients
 - Direct payment
 - Accepts the Medicare-approved charge amount
 - Collects only the deductible and coinsurance for covered-Medicare services
 - Listed in MEDPARD Directory
 - Mandated Medigap transfer
 - [CMS-460 Medicare Participating Physician or Supplier Agreement](#)

Nonparticipating Providers

- May submit a claim as either assigned or as unassigned
 - Assigned Claims
 - Payment made to provider
 - Beneficiary responsible for the deductible and coinsurance for covered Medicare services
 - Unassigned Claims
 - Payment made to beneficiary
 - Subject to limiting charge
 - 95% of fee schedule

Mandatory Assignment

- Ambulance Suppliers
- Ambulatory Surgical Center Services
- Certified Registered Nurse Anesthetists
- Clinical Nurse Midwives
- Clinical Nurse Specialists
- Clinical Psychologists
- Drugs and Biologicals
- Licensed Clinical Social Worker
- Marriage and Family Therapist
- Mental Health Counselors
- Nurse Practitioner
- Physician Assistant
- Physicians and Independent Laboratories billing for Clinical Diagnostic Tests
- Simplified Roster Billing for Influenza Virus and Pneumococcal Vaccines

Reasons for Deactivation/Suspension of Payment

- Failure to
 - Complete Revalidation
 - Report Address Changes
 - Report a Change in Bank Account information
- Privileges can be revoked for abusive behavior
- Site Visit Failure
- Do Not Forward “DNF”
 - Returned Service Requested
 - Hard copies of Remittance Advice (RA) or checks

Stay of Enrollment

- Stay of enrollment (or “stay”) is a preliminary, interim status representing a pause in enrollment
 - Less burdensome than a deactivation or revocation of your Medicare enrollment
- Requirements for a Stay Two-Step Test
 - Noncompliant with at least one Medicare enrollment requirement
 - Can remedy the noncompliance by submitting an applicable form
 - [Form CMS-855](#)
 - [Form CMS-20134](#)
 - [Form CMS-588](#)

Stay of Enrollment – Key Points

- Remain enrolled in Medicare during the stay
- Claims during the stay period will be rejected
- Stay of enrollment lasts no longer than 60 days
 - A stay of less than 60 days may be imposed
- A stay ends on the earlier of the following dates
 - The date on which NGS decides you resume compliance with all Medicare enrollment requirements
 - The day after the imposed stay period expires

Opting Out of Medicare

- Private contracting agreement form signed between the physician/practitioner and the beneficiary
 - An affidavit form must be submitted within ten days after entering the first private contract
 - Automatically renew every two years
 - Providers/practitioners opt out for all covered items and services furnished to all Medicare beneficiaries
 - A list of eligible practitioners who may opt out can be found in the [CMS IOM, Publication 100-02, Medicare Benefit Policy Manual, Chapter 15, Section 40](#)
- [Opt Out of Medicare](#)

Ordering/Referring Only

- Physicians and eligible professionals can apply to enroll for the sole purpose of ordering or certifying items and/or services to beneficiaries
- Download [CMS-855O](#)
 - Complete sections 1, 2, 3, 4, 5, 6 and 8
- [PECOS](#)

Electronic Billing

NGSMedicare.com Resources

The screenshot displays the NGSMedicare.com website interface. At the top, there is a navigation bar with links for 'Contact Us', 'NGSConnex', 'Subscribe for Email Updates', and 'Part B Provider in Connecticut (JK)'. Below this is a main navigation menu with 'HOME', 'EDUCATION', 'RESOURCES', 'EVENTS', 'ENROLLMENT', and 'APPS'. The 'RESOURCES' menu is highlighted with a red box, and its dropdown menu is open, showing options like 'Claims and Appeals', 'EDI Enrollment', 'Forms', 'Medicare Compliance', 'Overpayments', and 'Tools & Calculators'. The 'EDI Enrollment' option is also highlighted with a red box. On the left side, there is a 'Resources' section with a large 'EDI ENROLLMENT' heading. Below this, a list of resources is shown, with 'EDI Enrollment' highlighted in a red box. The main content area features a paragraph explaining that the page is for providers who wish to submit Part B claims to Medicare and have completed initial enrollment. It also mentions that starting in May 2019, providers must enroll for electronic remittance when initiating any EDI enrollment activity. On the right side, there is a 'Helpful Resources' section with links for 'Approved Entities', 'Network Service Vendors', 'Check EDI Application Status', and 'NPI/PTAN Crosswalk'. Below this is a 'Contact the EDI Help Desk' section with the phone number 888-379-9132 and availability information: 'Available by phone or email Monday-Friday* 8:00 a.m.-5:00 p.m. ET 8:00 a.m.-4:00 p.m. CT'.

NGSMedicare.com

The screenshot displays the top navigation bar of the NGSMedicare.com website. The 'RESOURCES' menu item is highlighted with a red box. A dropdown menu is open, listing various resource categories. The 'EDI Solutions' option is also highlighted with a red box. The background shows several content cards for 'Medical Policies', 'Claims and Appeals', 'Repayment schedules', 'Fee Schedules', and 'Medicare Compliance'.

national government SERVICES | HOME | EDUCATION | **RESOURCES** | EVENTS | ENROLLMENT | APPS |

VIEW ALL RESOURCES

- Claims and Appeals
- EDI Enrollment
- Forms
- Medicare Compliance
- Overpayments
- Tools & Calculators
- Contact Us
- EDI Solutions**
- Medical Policies/LCDs
- NGSConnex
- Production Alerts

Medical Policies
Find LCDs and related coding articles

Claims and Appeals
Learn about claims, top errors, fees, MBI and appeals

Repayment schedules, and post-pay adjustment

Fee Schedules
Use pricing search, payment systems, limits, and fee schedule lookup

Medicare Compliance
Medical Review, Prior Authorization, Fraud & Abuse, CERT, and more

Benefits of Electronic Data Interchange

- Reduced paperwork
- Improved cash flow
- Easier monitoring of claims
- Less cost
- Less processing time
 - Electronic claims are held for 14 days
 - Paper claims are held for 29 days



EDI Solutions

Resources

EDI SOLUTIONS

- About Electronic Data Interchange (EDI) ^
- EDI and How it Works**
- Benefits of EDI and Real Time Claim Status
- 275 Electronic Attachment v
- 835 Electronic Remittance Transaction (ERA) v
- 277 Electronic Request For Additional Information (RFI) v
- Standard Companion Guides v
- Reset My EDI Password v
- EDI Software PC-ACE v
- EDI Software Medicare Remit Easy Print MREP v
- Technical Guides and Information v

EDI and How it Works

EDI is an electronic communication method that enables fast, accurate and reliable exchange of data between the computer systems of organizations that do business together by using the same standardized message formatting, without the need for human intervention.

Our providers communicate with NGS using one of our approved NSVs through SETP Gateway for all approved transactions or directly through our Internet Gateway for the 276/277 and 835 transactions.

To enroll access EDI Enrollment section under Claims & Appeals.

Additional information on various EDI Solutions can be accessed on the left hand menu.

Helpful Resources

[EDI Front End Rejection Code Lookup Tool](#)

[Reset My EDI Password](#)

Contact the EDI Help Desk

888-379-9132

Available by phone or email Monday-Friday*

8:00 a.m.–4:00 p.m. ET
8:00 a.m.–4:00 p.m. CT


* **Closed for training** on the 2nd and 4th Friday of the month.
12:00 p.m.–4:00 p.m. ET
11:00 a.m.–3:00 p.m. CT

Form(s) you'll need:


[EDI Email Inquiry Form](#)

EDI Helpdesk Information

- Toll-Free number
 - JK: 888-379-9132
 - J6: 877-273-4334
- Hours of Operation
 - Monday–Friday: 8:00 a.m.–5:00 p.m. ET
 - By phone or [email](#)
 - Closed for training the 2nd and 4th Friday of the month from 12:00–4:00 p.m. ET



PC-ACE Billing Software



PC-ACE

Free billing software for
JK/J6



PC-ACE Features

Enter patient information
Maintains claim payment
history
Procedure file information
Summary report



Network Service Vendor

Allows for exchange of EDI
data

Electronic Funds Transfer and Electronic Remittance Advice

- EFT
- Receive Medicare payments via direct deposit
- Directly deposited and available immediately
 - [EFT Authorization Agreement Form](#)
- ERA
- ERA and SPR
 - [Electronic Billing and EDI Transactions](#)

Claim Filing Guidelines

Ways to Submit a Claim to Medicare

- Paper claims (CMS-1500)
- EDI
- NGSConnex
- Claim filing time limitation
 - Must be filed within one year of the date of service
 - Limited exceptions

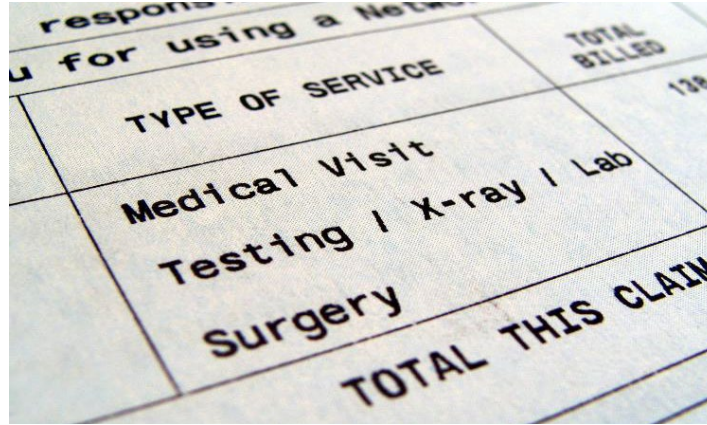


Tools Necessary For Coding Claims



CPT code book

Numeric coding system that describes the services and procedures provided by a physician



HCPCS code book

Alpha numeric coding system used by a physician to report services



ICD-10 code book

Used to select appropriate diagnosis codes

Unprocessable Claims

- Unprocessable claims
 - Claims submitted with incomplete or invalid information are returned as unprocessable; these claims have no appeal rights
- Returning a claim
 - An explanation of the errors will be provided in the form of a description or code

Avoid Duplicate Claims

- Allow 29 days for paper claims and 14 days for electronic claims to be processed
- Electronic claims submitters should
 - Check your EDI validation report to verify claims were received and accepted
 - Check your software system to verify claims are not set up for automatic rebill every 30 days
 - Review your remittances

Appeals Process

The screenshot shows the National Government Services website navigation bar with the following menu items: HOME, EDUCATION, RESOURCES, EVENTS, ENROLLMENT, and APPS. A search icon is located in the top right corner. Below the navigation bar, there are six service tiles arranged in a 2x3 grid. The 'Claims and Appeals' tile is highlighted with a red border. The tiles are:

- Medical Policies/LCDs**: Find LCDs and related billing and coding articles
- Enrollment**: Getting started, after you enroll, and revalidating your enrollment
- Fee Schedules**: Code pricing search, payment systems, limits, and fee schedule lookup
- Claims and Appeals**: Learn about claims, top errors, fees, MBI and appeals
- Overpayments**: Repayment schedules, and post-pay adjustment
- Medicare Compliance**: Medical Review, Prior Authorization, Fraud & Abuse, CERT, and more

Appeals Process

	Level One	Level Two	Level Three	Level Four	Level Five
Type of Appeal	Redetermination	Reconsideration (QIC)	Administrative Law Judge (ALJ) Hearing	Medicare Appeals Council (MAC)	Federal Court Review
Time Limit for Filing Appeal	120 days from date of receipt of the initial determination notice	180 days from date of receipt of the redetermination decision	60 days from the date of the reconsideration (QIC decision)	60 days from date of receipt of the ALJ decision	60 days from date of receipt of the MAC decision
Amount in Controversy (monetary threshold to be met)	No minimum (none)	No minimum (none)	The amount that must remain in controversy for ALJ hearing for requests filed on or after 1/1/2025 is \$190	No minimum (none)	For requests filed on or after 1/1/2025 at least \$1,925 remains in controversy

What Is a Reopening?

- Allows providers and suppliers to correct clerical errors or omissions without having to request a formal appeal
- A reopening can be initiated via telephone, in writing or NGSConnex
- [Reopenings for Minor Errors and Omissions](#)

Contacting the Telephone Reopening Unit

- TRU Line JK: 888-812-8905
- TRU Line J6: 877-867-3418
- Hours of operation
 - Monday–Friday
7:00 a.m.–3:00 p.m. CT/8:00 a.m.–4:00 p.m. ET
 - Closed for training the 2nd and 4th Friday of the month
 - JK: 12:00–4:00 p.m. ET
 - J6: 11:00 a.m.–3:00 p.m. CT
- Faxes accepted and representatives are permitted to accept no more than three claims per call

Medicare Part B

How Medicare Works

- Pays 80% of the allowed charges – patient has 20% copayment
- Deductible applies
 - Some exceptions
- Coinsurance applies
 - Some exceptions
- Patient pays monthly premium

Covered Part B Services

- Ambulatory care
- Anesthesia
- Blood transfusions
- Certain medical supplies
- Certain preventive services
- Diagnostic tests
- Injectable drugs
- Medical and surgical services
- Mental health services
- Occupational therapy
- Pathology
- Physical therapy
- Radiology
- Second opinions before surgery
- Speech language therapy

Excluded Part B Services

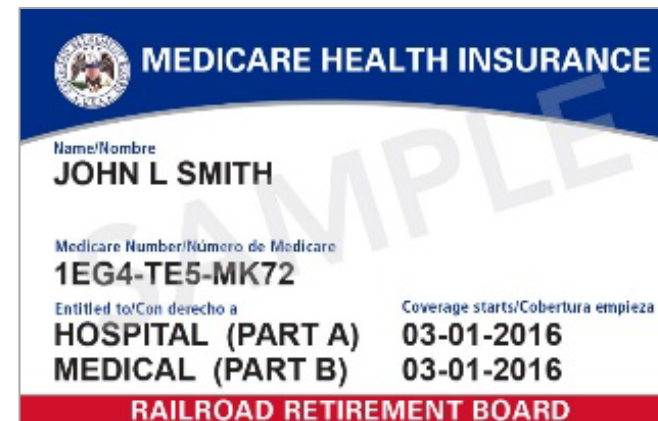
- Chiropractic care – except spinal manipulation
- Cosmetic surgery
- Custodial care
- Eyeglasses
- Hearing aids
- Immunizations (exceptions)
- Orthopedic shoes
- Prescription drugs (exceptions)
- Routine
 - Dental care (exceptions)
 - Eye exams
 - Foot care (exceptions)
 - Hearing exams
 - Physicals
- MLN[®] Booklet: [Items & Services Not Covered Under Medicare](#)

Medicare Card

- MBI
 - Consists of 11 numbers and uppercase letters
 - Randomly generated unique MBI
- 1-800-MEDICARE on back of card
- Railroad Retirement Board identified at the bottom

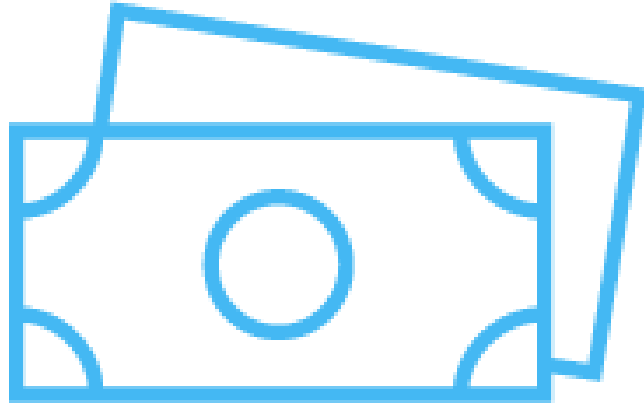


Railroad Retiree Example



Deductibles/Coinsurance

Definitions



Allowed Amount

The lower of the provider's submitted charge or the fee schedule allowance for the procedure.

Payment is generally made at 80% of the approved charge.



Deductible

The first \$257 of approved charges for covered medical expenses is deducted per calendar year and is the patient's responsibility.



Coinsurance

The patient is responsible for 20% of the Medicare-approved amount in most cases.

It can be collected at the time of the service and supplemental insurance may cover.


Medicare Part B Premiums and Deductibles

2024 Premiums and Deductibles	Amounts
Monthly Part B Premium	\$185.00
*Individual income above \$106,000 up to \$133,000 pay higher Part B Premium	*\$259.00
Part B Deductible	\$257
Part B Coinsurance	20%
Mental Health Services	80%
Part A IH Deductible (first 60 days)	\$1,676
Days 61st-90th Days	\$419
Lifetime Reserve Day	\$838
Skilled Nursing Facilities (21st-100th days)	\$209

Where Can I Find Fee Schedules?

How Medicare Fee Schedules Work

- Medicare sets fees through the fee schedule
 - RVU
 - GPCI
 - Conversion factor
- Changes year-to-year and are approved by Congress
- Medicare physician fee schedule
 - [PFS Look-up Tool Overview](#)



Fee Schedule Lookup

Fee Schedule Lookup

To initiate a search, select a fee schedule type from the drop-down menu, complete all required fields, then select **Search**.

Note: If your search does not display the fee schedule or effective date (range) you enter, access the CMS website to view and download [National Fee Schedules](#).

The full [CBSA](#) crosswalk is available at [CMS-1809-FC Ambulatory Surgical Center Payment- Notice of Final Rulemaking \(NFRM\) 2025](#).

Select a Fee Schedule: *

Result Type: * Full Fee Schedule Specific To Fee Code

Date of Service: *

Procedure Code: *

Region: *

Medicare Physician Fee Schedule Pricing

Medicare Physician Fee Schedule Pricing Fee Schedule

<u>Procedure Code</u>	<u>Effective Date</u>	<u>State/Territory</u>	<u>Locality</u>	<u>Short Description</u>
99213	01/01/2025	13202	02	Office o/p est low 20 min

Non-OPPS Capped Payment Rates (NON-OPPS)

<u>Modifier</u>	<u>NON FAC PAR</u>	<u>NON FAC NON PAR</u>	<u>NON FAC LC</u>	<u>FAC PAR</u>	<u>FAC NON PAR</u>	<u>FAC LC</u>
(Details)	103.37	98.20	112.93	73.09	69.44	79.86

OPPS Capped Payment Rates (OPPS)

<u>Modifier</u>	<u>NON FAC PAR</u>	<u>NON FAC NON PAR</u>	<u>NON FAC LC</u>	<u>FAC PAR</u>	<u>FAC NON PAR</u>	<u>FAC LC</u>
(Details)	0.00	0.00	0.00	0.00	0.00	0.00

The full Fee Schedule for this code can be downloaded in the following formats below:

[Excel File](#)

[CSV File](#)

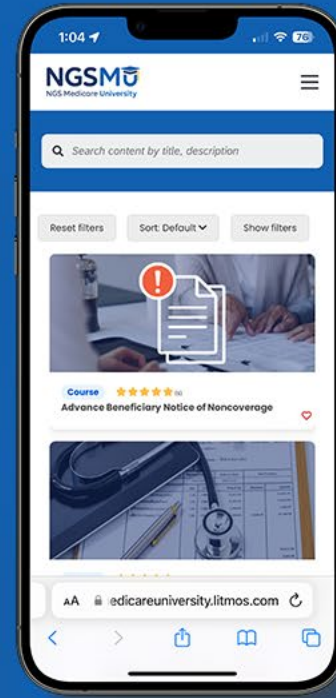
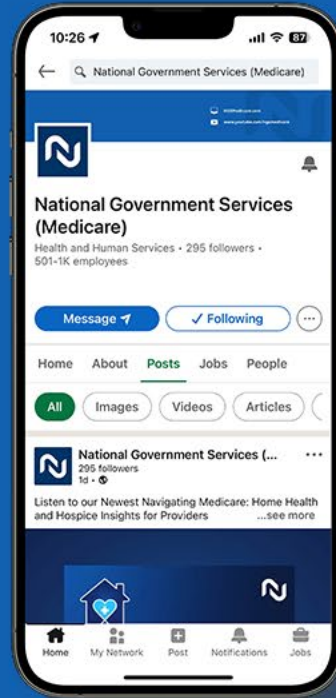
Fee Schedule Assistance

Description of Medicare Physician Fee Schedule Database Policy Indicators

- | | |
|--|---|
| <ul style="list-style-type: none">• CPT/HCPCS• Modifier• Short Description• Status Code• PC/TC Indicator• Global Surgery• Multiple Procedure (Modifier 51) | <ul style="list-style-type: none">• Bilateral Surgery (Modifier 50)• Assistant at Surgery• Co-surgeons (Modifier 62)• Team Surgery (Modifier 66)• Physician Supervision• Diagnostic Imaging Family Indicator |
|--|---|

Questions?

Thank you!



Connect with us on social media



[YouTube Channel](#)
Educational Videos

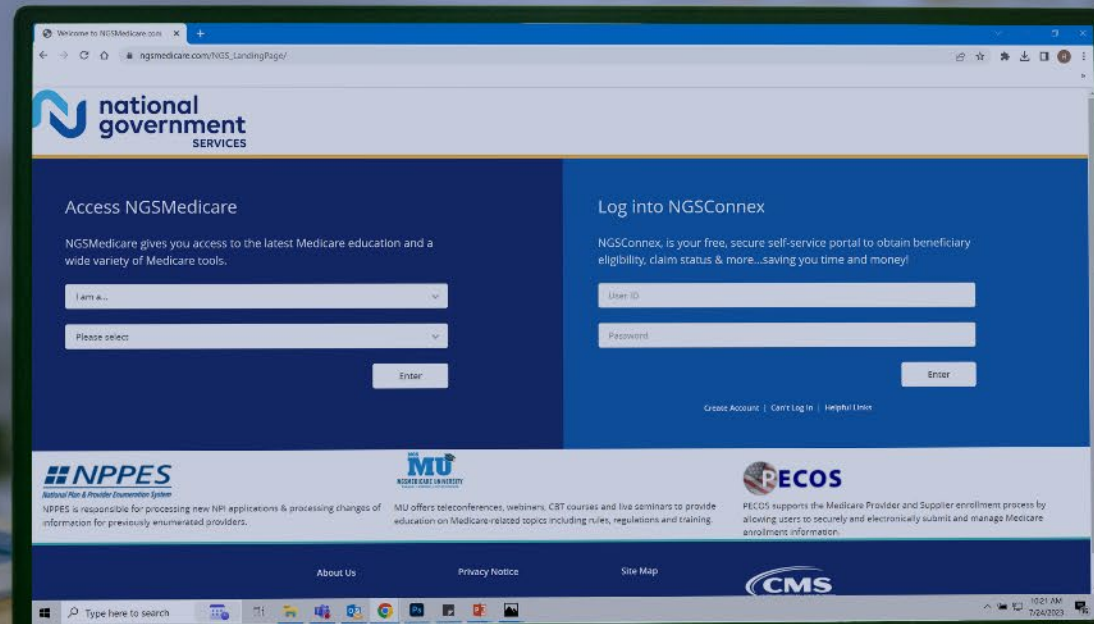


[Medicare University](#)
Self-paced online learning



[LinkedIn](#)
Educational Content

Find us online



www.NGSMedicare.com

Online resources, event calendar, LCD/NCD, and tools



[IVR System](#)

The interactive voice response system (IVR) is available 24-hours a day, seven days a week to answer general inquiries



[NGSConnex](#)

Web portal for claim information



[Sign up for Email Updates](#)

Subscribe for Email updates at the top of any NGS Medicare.com webpage to stay informed of news