

Inpatient Psychiatric Facilities: Preparing and Submitting Compliant Claims to Medicare

4/10/2025

Closed Captioning: *Auto-generated closed captioning is enabled in this course and is at best 70-90% accurate. Words prone to error include specialized terminology, proper names and acronyms.*



Disclaimer

National Government Services, Inc. has produced this material as an informational reference for providers furnishing services in our contract jurisdiction. National Government Services employees, agents, and staff make no representation, warranty, or guarantee that this compilation of Medicare information is error-free and will bear no responsibility or liability for the results or consequences of the use of this material. Although every reasonable effort has been made to assure the accuracy of the information within these pages at the time of publication, the Medicare Program is constantly changing, and it is the responsibility of each provider to remain abreast of the Medicare Program requirements. Any regulations, policies and/or guidelines cited in this publication are subject to change without further notice. Current Medicare regulations can be found on the [CMS website](#).



Recording

Attendees/providers are never permitted to record (tape record or any other method) our educational events. This applies to webinars, teleconferences, live events and any other type of National Government Services educational events.

Objective

Assist IPFs in understanding how to prepare and submit compliant claims to Medicare so fewer of your claims RTP for billing errors

Today's Presenters

- Provider Outreach and Education Consultants
 - Christine Janiszczak
 - Jean Roberts, RN, BSN, CPC






Agenda

- [Billing and Claim Resources](#)
- [Frequency of Billing and TOBs](#)
- [Benefits Exhaust During Stay](#)
- [One-Day Payment Window Policy](#)
- [Miscellaneous IP Situations](#)
- [IPF References and Resources](#)
- [Questions](#)

Billing and Claim Resources

Billing Resources

- Complete IPF claims in accordance with CMS IOM Publication 100-04, *Medicare Claims Processing Manual*
 - [Chapter 1, Section 50.2.1](#)
 - [Chapter 3, Section 190](#)



Claim Resources

- Claim form
 - UB-04/CMS-1450
 - Electronic equivalent: 837I claim
 - Claim entry via FISS DDE
- FLs
 - [CMS IOM Publication 100-04, Medicare Claims Processing Manual, Chapter 25, Section 75](#)
 - FL names and descriptions but no codes
- Codes
 - National Uniform Billing Committee (NUBC) members access billing codes from [NUBC's UB-04 Data Specifications Manual](#)

Assumptions for Presentation

- You determined Medicare primary payer
 - No other primary payers involved
 - Not reviewing MSP-related claim FLs or codes
- You understand how to code required claim information for
 - Provider identification
 - Patient identification



Claim FLs for Provider Identification

- FL 1 = Billing provider name, address, telephone number
- FL 5 = Federal tax number
- FL 56 = Billing provider NPI
- FL 76 = Attending provider name and identifiers
- FL 77 = Operating provider name and identifiers
- FLs 78 and 79 = Other provider name and identifiers

Claim FLs for Patient Identification

- FL 3a = Patient control number
- FL 3b = Medical/health record number (situational)
- FL 8 = Patient's name and identifier
- FL 9 = Patient's address
- FL 10 = Patient's birth date
- FL 11 - Patient's sex
- FL 50a = Medicare
- FL 51a = Health plan ID
- FL 58a = Insured's name
- FL 59a = Patient's relationship to insured (self)
- FL 60a = Insured's Unique ID (Certificate/Social Security Number/MBI)

Other Claim FLs

- FL 4 = TOB
- FL 6 = Statement covers period (from and through dates)
- FL 12 = Date of admission
- FL 14 = Priority (type) of admission
- FL 15 = Point of origin for admission
- FL 17 = PSC as of statement covers period through date (FL 6)
- FLs 18-28 = CCs
- FLs 31-34 = OCs and dates
- FLs 35-36 = OSCs with from/through dates
- FLs 39-41 = VCs and amounts

Other Claim FLs (continued)

- FL 42 = Revenue code
- FL 44 = HCPCS/Rates/HIPPS Rate codes (accommodation rate)
- FL 46 = Unit(s) of service
- FL 47 = Total charges (not needed for electronic billing)
- FL 48 = Noncovered charges
- FL 64 = DCN
- FL 67 = Principal diagnosis code (follow Code First guidelines)
- FLs 67 A-Q = Other diagnosis codes
- FL 69 = Admitting diagnosis code
- FL 74 = Principal procedure code and date
- FLs 74 A-E = Other procedure codes and dates
- FL 80 = Remarks

Frequency of Billing and TOBs

Frequency of Billing Guidelines for IPFs

- While beneficiary has Medicare IP hospital benefit days available, you may submit
 - Admission to discharge claim or
 - Interim claims every 60 days
- If BE during stay, you must submit
 - Interim claim(s) through BE date and
 - No-payment claims in 60-day increments until final discharge/death
 - Once interim claim(s) through BE date processed



TOBs for IPF Claims

- “One claim per stay” concept
 - TOBs
 - 111 = Admission to discharge claim
 - 112 = First interim claim
 - 117 = Subsequent interim claim and adjustment claim
 - 118 = Cancel claim
 - 110 = No-payment claim
 - 12X = IP ancillary claim

TOB 111

- IP claim from admission to final discharge/death
 - Admission date = actual admission date
 - Statement from date = admission date
 - If payment window policy applies, report earliest OP DOS added to IP claim
 - Statement through date = discharge/death date
 - Always report PSC that accurately represents beneficiary's status as of this date
- Submit
 - At final discharge/death
- Do not submit
 - If BE during stay

TOBs 112 and 117 for Interim Billing

- IP interim claims
 - TOB 112 = First 60-day interim claim
 - TOB 117 = Subsequent 60-day interim claims
 - Each contains original stay(s) plus each subsequent 60-day periods
- You may submit
 - If stay greater than 60 days
- You must submit
 - If BE during stay

Interim Claims Less Than 60 Days

- Interim claims can include less than 60 days if beneficiary
 - Exhausts Medicare IP hospital benefit days
 - Discharged/transferred from IPF
 - Dies



Interim Claim Coding

- TOB = 112 (first interim claim) or 117 (subsequent interim claim)
- Admission date = actual admission date
- Statement **from** date = admission date
 - If payment window applies, report earliest OP DOS added to claim
- Statement **through** date = 60th day, BE, discharge/death date
- PSC = 30 (still a patient) or appropriate PSC (if final claim)
- Claim change reason code = D3 (on TOB 117)
- Diagnosis codes = from admission to through date
- Procedure codes/dates = from admission to through date

TOB 117 for Adjustments

- IP adjustment claim
 - Submit to change or correct original claim
 - Becomes new claim by replacing original claim (debit/credit)
 - Requires claim change reason code (reason for adjustment)
 - **D0** = Change to service dates
 - **D1** = Change to charges
 - **D2** = Change in revenue codes/HCPCS/HIPPS rate code
 - **D3** = Second or subsequent interim PPS bill
 - **D4** = Change in clinical codes (ICD) for diagnosis and/or procedure codes/Grouped PRICER input (DRG)
 - **D7** = Change to make Medicare secondary
 - **D8** = Change to make Medicare primary
 - **D9** = Any other change
 - **E0** = Change in patient status

TOB 118

- IP cancel claim
 - Submit to cancel original claim
 - Requires claim change reason code (reason for cancel)
 - **D5** = Cancel-only to correct MBI or provider identification number
 - **D6** = Cancel-only to repay a duplicate payment or OIG overpayment (includes cancellation of OP bill containing services required to be included on IP bill)

TOB 110

- IP no-payment claim
 - Submit when no payment expected from Medicare
- You must submit
 - For all noncovered IP stays
 - Except when beneficiary not enrolled in Medicare Part A (enrolled in Part B only)
 - At final discharge/death
 - In 60-day increments until final discharge/death

TOB 110 Situations

- Submit TOB 110 if beneficiary
 - Exhausts Medicare IP hospital benefit days
 - Prior to 2005 IPF PPS implementation date and remains in IPF
 - At admission
 - During stay; submit interim claim(s) through BE date first
 - At noncovered LOC
 - Prior to 2005 IPF PPS implementation date and remains in IPF
 - At admission and for entire stay
 - Claim coding for admission denials (not reasonable and necessary): [CMS IOM Publication 100-04, Medicare Claims Processing Manual, Chapter 3, Section 40.2.2 letter E](#)
 - If care becomes covered during stay, cancel TOB 110s, submit corrected claims: [CMS IOM Publication 100-04, Medicare Claims Processing Manual, Chapter 3, Section 40.2.1](#)

TOB 12X

- IP ancillary claim for services to inpatients submitted under Part B when Part A can't pay for IP stay
 - Payment can be made under Part B for certain billable services
 - Report revenue codes, units, charges, LIDOS (FL 45) and HCPCS codes
 - Billable services depend on reason Part A can't pay for IP stay
 - IP stay not R&N per MAC or Medical Review Contractor (e.g., CERT Contractor): [CMS IOM Publication 100-02, Medicare Benefit Policy Manual, Chapter 6, Section 10.1](#)
 - Beneficiary does not have Part A or BE: [CMS IOM Publication 100-02, Medicare Benefit Policy Manual, Chapter 6, Section 10.2](#)

Did You Know

- There are several services which, when provided to a hospital inpatient, are covered under Part B, even though the patient has Part A coverage for the hospital stay.
 - [CMS IOM Publication 100-02, Medicare Benefit Policy Manual, Chapter 15, Section 250](#)



TOB 12X for Vaccines and Administration

- You may submit TOB 12X for vaccines and administration provided to inpatients
 - Influenza, PPV, and hepatitis B
 - For DOS, use discharge date or BE date
- Reference
 - [CMS IOM Publication 100-04, Medicare Claims Processing Manual, Chapter 18, Section 10.2.2](#)

Benefits Exhaust During Stay

Medicare IP Hospital Benefit Days

- 90 renewable days per benefit period (regular days)
 - Renewed when new benefit period starts
 - First 60 days = full days; inpatient deductible applied
 - Next 30 days = coinsurance days; daily coinsurance applied
- 60 nonrenewable days to use after 90 regular days (LTR days)
 - Not renewed when new benefit period starts
 - LTR days; daily coinsurance applied
 - Patient can elect not to use
 - Provider must inform patient of this right
 - Patient responsible for cost resulting from not using LTR days

Psychiatric Hospital IP Benefit Day Lifetime Limitation

- Maximum of 190 benefit days in free-standing IPF in lifetime
 - Not a separate set of benefit days
 - Does not apply to IPFs within hospital as a DPU
 - Beneficiary uses available benefit days per benefit period as usual
 - 90 renewable days (full days and coinsurance days)
 - 60 nonrenewable days (LTR days)
 - If 150 benefit days used in a benefit period, a new benefit period must begin for beneficiary to use remaining 40 days

Benefits Exhaust

- BE when beneficiary has
 - No Medicare IP hospital benefit days remaining in applicable benefit period
 - Reached 190-day lifetime maximum benefit limitation
 - Freestanding IPFs only
- OC = A3 and BE date
 - Date of last available benefit day



Submitting Claims When Benefits Exhaust

- If BE during stay
 - Submit claim up to BE date
 - TOB 112 or 117, as applicable
 - Report OC = A3 with BE date
 - Once claim processed, submit no-payment claims, in 60-day increments, for as long as beneficiary remains an inpatient
 - TOB 110

Submitting Claims Up to Benefits Exhaust Date

- If no prior interim claim submitted, submit one claim from admission through BE date and report
 - TOB = 112
 - Admission date = actual admission date
 - Statement from date = admission date unless payment window applies
 - Statement through date = BE date
 - PSC = 30
 - OC = A3 and BE date

Submitting Claims Up to Benefits Exhaust Date (continued)

- If prior interim claim submitted, adjust it to add dates/services through BE and report
 - DCN of most recent interim claim
 - TOB = 117
 - Admission date = actual admission date
 - Statement from date = admission date unless payment window applies
 - Statement through date = BE date
 - PSC = 30
 - OC = A3 and BE date

First No-Payment Claim After Benefits Exhaust

- Once BE claim processed, submit first no-payment claim and report
 - TOB = 110
 - Admission date = actual admission date
 - Statement from date = day after BE date
 - Statement through date = 60th day/discharge/death date
 - PSC = 30 or appropriate PSC if final claim
 - All days/services noncovered

Subsequent No-Payment Claims After Benefits Exhaust

- Once first no-payment claim processed, submit subsequent no payment claim(s) and report
 - TOB = 110
 - Admission date = actual admission date
 - Statement from date = day after through date on prior TOB 110
 - Statement through date = 60th day/discharge/death date
 - PSC = 30 or appropriate PSC if final claim
 - All days/services noncovered



RTP Reason Code 7A000

- We RTP your claim with reason code 7A000 and remarks “claim requires a split per CR5474”
 - If you submit claim through incorrect BE date, or
 - If you submit claim and do not report OC A3 and BE date when BE during stay
- References:
 - [Inpatient Psychiatric Facilities Billing When Benefits Exhaust Job Aid](#)
 - [CR5474, Use of BE Day as Day of Discharge for Payment Purposes for IPF PPS and Clarification of Discharge for LTCH and Allowance of No-Pay BE Bills \(TOB 110\)](#)

One-Day Payment Window Policy

Policy Overview

- Applies when payment can be made on Part A claim
 - **Admitting IPF** reports on its IP claim
 - OP **diagnostic** services it rendered on
 - IPF admission date and/or
 - Day prior to IPF admission date
 - OP **nondiagnostic** services it rendered on
 - IPF admission date
 - Day prior to IPF admission date unless IPF determines **not related** to IPF stay
 - If not related to IPF stay, you may submit separate OP claim with **CC 51**
- References:
 - CMS IOM Publication 100-04, *Medicare Claims Processing Manual*, [Chapter 3, Section 40.3](#) and [Chapter 4, Section 10.12](#)

Admitting Hospital

- Admitting IPF includes
 - Any entity IPF wholly-owns or wholly-operates or
 - Any entity under arrangement with IPF
- References
 - [CMS IOM Publication 100-04, Medicare Claims Processing Manual, Chapter 12, Sections 90.7 and 90.7.1](#)

OP Diagnostic Services

- Defined by revenue and CPT/HCPCS codes on CMS' diagnostic services list in [CMS IOM Publication 100-04, Medicare Claims Processing Manual, Chapter 3, Section 40.3](#)



OP Nondiagnostic Services

- Defined by revenue and CPT/HCPCS codes not on CMS' diagnostic services list
- You may submit these services separately as OP claim only if
 - Rendered on day prior to date of IPF admission and
 - IPF attests these services **not related** to IPF stay with CC 51
 - **Services clinically distinct or independent from reason for IP admission**
 - You must have documentation to support decision
 - Claim may be subject to subsequent review
 - Claim subject to Medicare's one-year timely filing guidelines

Reporting OP Services on IP Claim

- When you report applicable OP services on IP claim, include:
 - Revenue code(s) and charges
 - ICD procedure(s) and associated date(s)
 - Diagnosis code(s)
 - Actual IP admission date and
 - Statement from date = earliest OP DOS added to claim

Miscellaneous IP Situations

Did You Know

- All items and nonphysician services furnished to inpatients must be furnished directly by the hospital or billed through the hospital under **arrangement**
 - [CMS IOM Publication 100-04, Medicare Claims Processing Manual, Chapter 3, Section 10.4](#)



Services to Inpatients Under Arrangement

- Send beneficiary to another facility for services you could not provide
 - Usually OP services, beneficiary returns to IPF on same day
- Reimburse that facility for such services
 - Other facility submits claim to your IPF; not to Medicare
- Report arranged service and cost on your claim including transportation cost
 - Revenue code for arranged service only
 - Do not report revenue code for transportation (0540)

Under Arrangement Example

- Example
 - IPF inpatient requires MRI
 - Send beneficiary to ACH for MRI on 1/15 at 8am by ambulance
 - Beneficiary returns to same IPF on 1/15 at 1pm
- Action
 - Pay ACH for MRI
 - Pay transportation provider for ambulance
 - On IP claim, report revenue code for MRI with total cost for MRI and transportation
- **Note:** This is also an example of an IPF one-day interruption

Three-Day or Less Interruptions From IPF

- If you missed our webinar “Inpatient Psychiatric Facilities: Three-Day or Less Interruptions” on 1/23/2025, you may review the materials on the [Past Events](#) page of our website.



Beneficiary Admitted to IPF Prior to Part A Medicare Entitlement Date

- Per [Inpatient Admission Prior to Medicare Entitlement Job Aid](#):
 - Admission date = actual admission date
 - Statement covers period = Part A effective date to discharge date
 - Covered days (VC 80) = days in statement covered period
 - Accommodation days/units (R&B revenue codes) = VC 80 days
 - Revenue codes = admission to discharge
 - Charges = admission to discharge except R&B prior to Part A
 - ICD-10-CM diagnosis codes = admission to discharge
 - ICD-10-PCS procedure codes = admission to discharge
 - Remarks to indicate beneficiary's Part A effective date



Did You Know

- If an individual is in a participating psychiatric hospital on the first day of their Part A entitlement, the number of IP hospital benefit days in the first benefit period is subject to a reduction.
 - [CMS IOM Publication 100-02, Medicare Benefit Policy Manual, Chapter 4, Sections 10 through 50](#)

Beneficiary Admitted to IPF From Your Facility's ACH

- Beneficiary transferred to your IPF from same facility's ACH where he/she was an inpatient
 - Submit IPF claim and report point of origin or visit = D
 - Identifies claims that should not receive ED adjustment
- References:
 - [CMS IOM Publication 100-04, Medicare Claims Processing Manual, Chapter 3, Section 190.6.4.1](#)
 - [CR3881, Source of Admission Code D](#)
 - [CR7072, Implementation of Edits for ED Adjustment Policy Under IPF PPS](#)

Beneficiary in IPF One Day in Between Two IP Stays at Same ACH

- If beneficiary incurs one-day IPF stay in between ACH stays
 - IP in ACH
 - Transferred to IPF on same day
 - Readmitted to same ACH by midnight on same day
- Contact ACH to determine who to bill for one day
 - ACH determines – Are two ACH stays related to each other?
 - If yes, IPF bills ACH for one-day IPF stay and ACH pays IPF under arrangement
 - If no, IPF bills Medicare directly for one-day IPF stay (refer to next slide)
 - Reference: [CR3389, Revision of CWF Editing for Same-Day, Same-Provider Acute Care Readmissions](#)

Beneficiary in IPF One Day and Transferred to Another IP Facility on Same Day


- If beneficiary incurs one-day stay
 - Admitted to IPF but transferred to another IP facility on same day before midnight
 - Not same situation as indicated on prior slide
- Submit claim and report
 - Same admission, from, and through date
 - CC 40 (same-day transfer)
 - Report day as noncovered but services/charges as covered
- Reference
 - [CMS IOM Publication 100-04, Medicare Claims Processing Manual, Chapter 3, Section 190.10.12](#)

Beneficiary Received ECT Treatment During IPF Stay – Billing

- On claim, report
 - Revenue code 0901 with number of units
 - Cannot exceed number of covered days on claim
 - ECT procedure code with date of last ECT treatment
 - [Inpatient Psychiatric Facility PPS Files](#)
 - FY 2025 Addendum B-1 IPF PPS Final Electroconvulsive Therapy (ZIP) file
 - GZB0ZZZ = Electroconvulsive Therapy, Unilateral-Single Seizure
 - GZB2ZZZ = Electroconvulsive Therapy, Bilateral-Single Seizure
 - GZB4ZZZ = Other Electroconvulsive Therapy

Beneficiary Received ECT Treatment During IPF Stay – Payment

- Effective 10/1/2024, payment per treatment
 - \$661.52
 - Complied with quality data submission requirements
 - \$648.65
 - Did not comply with quality data submission requirements (two percentage point reduction)
- References:
 - [CR13766, IPF PPS Updates for FY 2025](#)
 - [CMS IOM Publication 100-04, Medicare Claims Processing Manual, Chapter 3, Sections 190.7.3 and 190.10.4](#)



Beneficiary Received Oncology Treatment During IPF Stay – Billing and Payment


- On claim, report
 - Revenue code 033X with number of units
 - Procedure code/date of modality
 - [Inpatient Psychiatric Facility PPS Files](#)
 - FY 2025 Addendum B-3 Final ICD-10 IPF Comorbidity Codes with Adjustment Factor (ZIP) - Updated 03/14/2025
 - FY 2025 Addendum B-4 Final ICD-10 IPF Comorbidity Codes without Adjustment Factor (ZIP) - Updated 03/14/2025
- Reference:
 - [CR5470, IPF PPS for Oncology Treatment Payment Adjustment](#)

Beneficiary Received Noncovered Care During IPF Stay

- All IP claims must include claim coding for any periods of time during which beneficiary at noncovered LOC
 - OC 31 and date
 - Date provider notified beneficiary
 - VC 31 and amount
 - Amount of charges provider may bill beneficiary for hospitalization not medically reasonable and necessary
 - OSC 76 with from/through dates
 - Beneficiary liability
 - Period of noncovered care for which you may charge beneficiary
 - You notified beneficiary in writing prior to “from” date of this period

Beneficiary Received Noncovered Care During IPF Stay (continued)

- OSC 77 and from/through dates
 - Provider liability; utilization
 - Period of noncovered care for which you are liable (other than for lack of medical necessity or custodial care)
 - Beneficiary's record charged with utilization
 - You may collect deductible and/or coinsurance
- OSC M1 and from/through dates
 - Provider liability; no utilization
 - Period of noncovered care denied due to lack of medical necessity or as custodial care for which you are liable
 - Beneficiary's record not charged with utilization
 - You may not collect deductible and/or coinsurance



Patient Is MAO Plan Enrollee for Only a Portion of Billing Period

- Plan effective at admission responsible for entire IP stay
 - Traditional Medicare responsible
 - If patient enrolled in traditional Medicare at admission
 - MAO plan responsible
 - If patient enrolled in MAO plan at admission
- Reference:
 - [CMS IOM Publication 100-04, Medicare Claims Processing Manual, Chapter 3, Section 190.10.6](#)

Teaching IPF Bills Traditional Medicare for MAO Plan Enrollee

- Teaching IPFs submit IP informational claims to us for MAO plan enrollees to receive payment for DGME and/or N&AH via cost report
 - After billing MAO plan, submit IP claim to us and report
 - Covered TOB 11X (unless N&AH only; submit TOB 110)
 - Covered days/charges (unless N&AH only; submit noncovered days/charges)
 - CCs 04 and 69
 - Medicare as first payer (obtain MBI from patient); not as MSP claim
 - All other required claim elements
- References:
 - [CR2476, Payment to Hospitals and Units Excluded from Acute IPPS for DGME and N&AH Education for Medicare + Choice \(M+C\) Enrollees](#)
 - [Hospital Billing for Beneficiaries Enrolled in Option Code C Medicare Advantage Organization Plans](#)

Teaching IPF Bills Traditional Medicare for MAO Plan Enrollee (continued)

- Medicare processes these IP claims as follows:
 - Rejects TOB 111 with reason code 37574 resulting in TOB 110
 - DGME paid via cost report
 - Rejects TOB 110 with reason code 39934
 - N&AH paid via cost report
- Tip: Do not forget to report CCs 04 and 69
 - If you do not report CCs 04 and 69, claim rejects with reason code U5233 and you won't receive payment for DGME or N&AH



What You Should Do Now

- Review references and resources
- Share information with staff
- Follow instructions for submitting IPF claims
- Develop and implement policies that ensure claims correctly submitted to Medicare
- Attend future education for IPFs

IPF References and Resources

CMS References and Resources

- CMS IOMs
 - Publication 100-02, *Medicare Benefit Policy Manual*
 - [Chapter 4, Sections 10 through 50](#)
 - [Chapter 6, Sections 10.1 and 10.2](#)
 - [Chapter 15, Section 250](#)
 - Publication 100-04, *Medicare Claims Processing Manual*
 - [Chapter 1, Section 50.2.1](#)
 - [Chapter 3, Sections 10.4, 40.2.1, 40.2.2 \(letter E\), 40.3, 190, 190.6.4.1, 190.7.3, 190.10.4, 190.10.6 and 190.10.12](#)
 - [Chapter 4, Section 10.12](#)
 - [Chapter 12, Sections 90.7 and 90.7.1](#)
 - [Chapter 18, Section 10.2.2](#)
 - [Chapter 25, Section 75](#)

CMS References and Resources

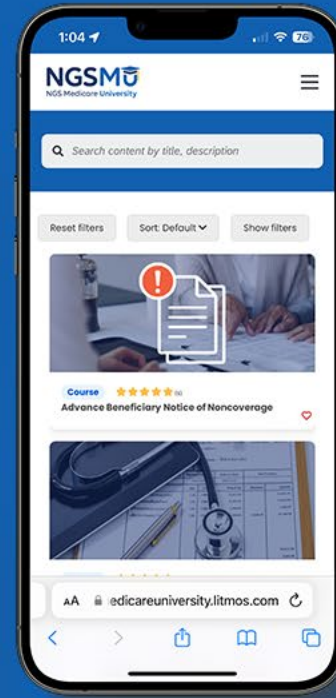
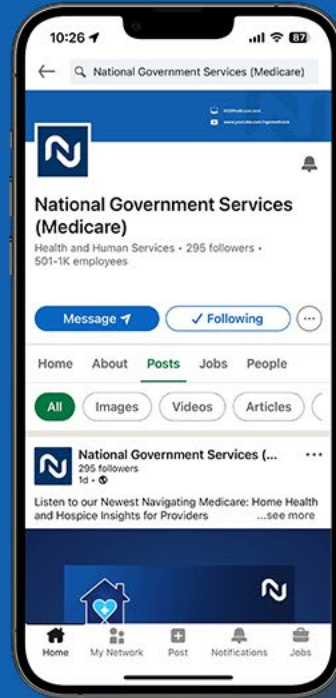
- [Inpatient Psychiatric Facility PPS](#)
- [Inpatient Psychiatric Facility PPS Files](#)
- [CR2476, Payment to Hospitals and Units Excluded from Acute IPPS for DGME and N&AH Education for Medicare + Choice \(M+C\) Enrollees](#)
- [CR3389, Revision of CWF Editing for Same-Day, Same-Provider Acute Care Readmissions](#)
- [CR3881, Source of Admission Code D](#)
- [CR5470, IPF PPS for Oncology Treatment Payment Adjustment](#)
- [CR5474, Use of BE Day as Day of Discharge for Payment Purposes for IPF PPS and Clarification of Discharge for LTCH and Allowance of No-Pay BE Bills \(TOB 110\)](#)
- [CR7072, Implementation of Edits for ED Adjustment Policy Under IPF PPS](#)
- [CR13766, IPF PPS Updates for FY 2025](#)

National Government Services References and Resources

- [Acronym Search Tool](#)
- [FISS DDE Provider Online Guide](#)
- [Hospital Billing for Beneficiaries Enrolled in Option Code C Medicare Advantage Organization Plans](#)
- [Inpatient Admission Prior to Medicare Entitlement Job Aid](#)
- [Inpatient Psychiatric Facilities Billing When Benefits Exhaust Job Aid](#)

Questions?

Thank you!



Connect with us on social media



[YouTube Channel](#)
Educational Videos

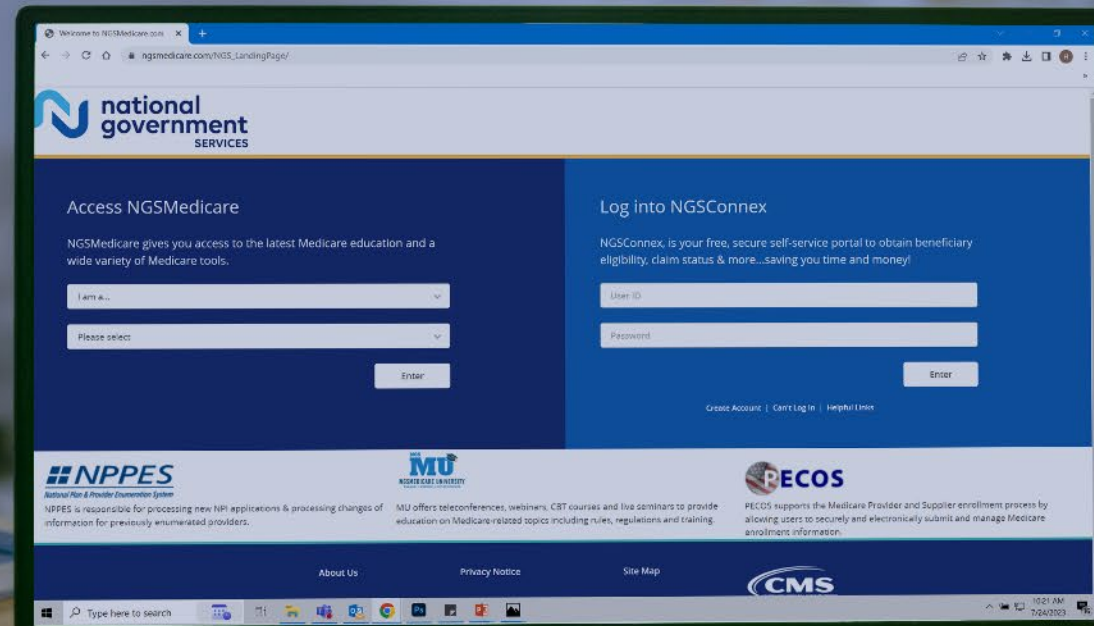


[Medicare University](#)
Self-paced online learning



[LinkedIn](#)
Educational Content

Find us online



www.NGSMedicare.com

Online resources, event calendar, LCD/NCD, and tools



[IVR System](#)

The interactive voice response system (IVR) is available 24-hours a day, seven days a week to answer general inquiries



[NGSConnex](#)

Web portal for claim information



[Sign up for Email Updates](#)

Subscribe for Email updates at the top of any NGS Medicare.com webpage to stay informed of news