

Submitting Revalidation via CMS-855I Paper Application for Part B Providers

5/12/2023



Disclaimer

National Government Services, Inc. has produced this material as an informational reference for providers furnishing services in our contract jurisdiction. National Government Services employees, agents, and staff make no representation, warranty, or guarantee that this compilation of Medicare information is error-free and will bear no responsibility or liability for the results or consequences of the use of this material. Although every reasonable effort has been made to assure the accuracy of the information within these pages at the time of publication, the Medicare Program is constantly changing, and it is the responsibility of each provider to remain abreast of the Medicare Program requirements. Any regulations, policies and/or guidelines cited in this publication are subject to change without further notice. Current Medicare regulations can be found on the [CMS website](#).



No Recording

Attendees/providers are **never** permitted to record (tape record or **any** other method) our educational events. This applies to webinars, teleconferences, live events and any other type of National Government Services educational events.



Today's Presenters: Laura Brown, CPC and Susan Stafford PMP, COA, AMR

AGENDA

Completing Each Section and Tips to
Avoid Processing Delays

Supporting Documentation


Process After Submission

Check Application Status

Resources

CMS-855I Paper Application

CMS-855I




MEDICARE ENROLLMENT APPLICATION

**PHYSICIANS AND
NON-PHYSICIAN PRACTITIONERS**

CMS-855I

SEE PAGE 1 TO DETERMINE IF YOU ARE COMPLETING THE CORRECT APPLICATION.
SEE PAGE 3 FOR INFORMATION ON WHERE TO MAIL THIS COMPLETED APPLICATION.
SEE SECTION 12 FOR A LIST OF SUPPORTING DOCUMENTATION TO BE SUBMITTED WITH THIS APPLICATION.

TO VIEW YOUR CURRENT MEDICARE ENROLLMENT RECORD GO TO:
[HTTPS://PECOS.CMS.HHS.GOV](https://pecos.cms.hhs.gov)



Who Should Complete This Application?

- All individuals (physicians and NPPs) in private practice as a sole owner or sole proprietorship
- All individuals (physician and NPPs) who reassign benefits or have employee arrangements with an entity
- Billing Number and NPI Information
 - Provider Transaction Access Number (PTAN)
 - National Provider Identifier (NPI)
 - ✓ Verify NPI information matches exactly with the information used in section 2A (required) and 4A (if applicable)

DEPARTMENT OF HEALTH AND HUMAN SERVICES
CENTERS FOR MEDICARE & MEDICAID SERVICES

Form Approved
OMB No. 0938-1255
Expires: 12/01

WHO SHOULD COMPLETE AND SUBMIT THIS APPLICATION

All physicians, as well as all eligible professionals as defined in section 1848(k)(3)(B) of the Social Security Act must complete this application to enroll in the Medicare program and receive a Medicare billing number. Physicians and non-physician practitioners can apply for enrollment in the Medicare program or make a change in their enrollment information using either:

- The Internet-based Provider Enrollment, Chain and Ownership System (PECOS), or
- The paper CMS-855I enrollment application. Be sure you are using the most current version.

For additional information regarding the Medicare enrollment process, including Internet-based PECOS and to get the current version of the CMS-855I, go to <http://www.cms.gov/MedicareProviderSupEnroll>.

Complete this application if you are an individual practitioner or eligible professional who plans to bill Medicare and you are:

- Currently enrolled in Medicare to order and certify and want to enroll as an individual practitioner to submit claims for services rendered.
- An individual practitioner or eligible professional who has formed a professional corporation, professional association, limited liability company, etc., of which you are the sole owner.
- Currently enrolled in Medicare and you received notice to revalidate your enrollment.
- Previously enrolled in Medicare and you need to reactivate your Medicare billing number to resume billing.
- Currently enrolled in Medicare and need to enroll in another Medicare Administrative Contractor's (MAC's) jurisdiction (e.g., you have opened a practice location in a geographic territory serviced by another MAC).
- Currently enrolled in Medicare and need to make changes to your enrollment information (e.g., you have added or changed a practice location).
- Voluntarily terminating your Medicare enrollment.

If you provide services in an entity setting, you will also need to complete a CMS-855R (Reassignment of Medicare Benefits), for each entity that you reassign your benefits. If you terminate your association with an entity, use the CMS-855R to report that termination.

NOTE: For the purposes of this section of this application, an entity is defined as an individual, private practice, group/clinic, or any organization to which you will reassign your Medicare benefits.

BILLING NUMBER AND NATIONAL PROVIDER IDENTIFIER INFORMATION

The Provider Transaction Access Number (PTAN), often referred to as a Medicare Supplier Number or Medicare Billing Number is a generic term for any number other than the National Provider Identifier (NPI) that is used by a practitioner to bill the Medicare program.

The NPI is the standard unique health identifier for health care providers and suppliers and is assigned by the National Plan and Provider Enumeration System (NPPES). **To enroll in Medicare, you must obtain an NPI and furnish it on this application prior to enrolling in Medicare or when submitting a change to your existing Medicare enrollment information.** Applying for the NPI is a process separate from Medicare enrollment. To obtain an NPI, you may apply online at <https://nppes.cms.hhs.gov>. For more information about NPI enumeration, visit www.cms.gov/NationalProviderIdentStand.

NOTE: The Name and Social Security Number (SSN) that you furnish in section 2A and if applicable Legal Business Name (LBN) and Tax Identification Number (TIN) you furnish in section 4A must be the same Name, SSN, LBN and TIN you used to obtain your NPI. Once this information is entered into PECOS from this application, your Name, SSN, LBN, TIN and NPI **must** match exactly in both the Medicare Provider Enrollment Chain and Ownership System and the National Plan and Provider Enumeration System.

CMS-855I (12/18) 1

Additional Information

- Instructions for completing application
 - All sections are required, except for the fields marked “optional”
 - Type information so that it is legible, do not use pencil
 - Attach all required documents
 - Keep a copy for your own records
- Individual versus Organization
 - Type 1 NPI – Individual
 - Type 2 NPI – Organization
- Tips to avoid delay
- Links to PECOS and CMS 855 paper forms

INSTRUCTIONS FOR COMPLETING THIS APPLICATION

All information on this form is required with the exception of those fields specifically marked as “optional.” Any field marked as optional is not required to be completed nor does it need to be updated or reported as a “change of information” as required in 42 C.F.R. section 424.516. However, it is highly recommended that if reported, these fields be kept up-to-date.

- Type or print all information so that it is legible. Do not use pencil.
- When necessary to report additional information, copy and complete the applicable section as needed.
- Attach all required supporting documentation.
- Keep a copy of your completed Medicare enrollment package for your own records.

IMPORTANT INFORMATION ABOUT INDIVIDUAL VERSUS ORGANIZATION NPIS

Individual Health Care Providers, including Sole Proprietors (Entity Type 1): Individual health care providers are eligible for an Entity Type 1 NPI (Individuals). A sole proprietor/sole proprietorship is an individual, and as such, is eligible for an individual Type 1 NPI. The sole proprietor must apply for a Type 1 NPI using his or her own Social Security Number (SSN), not an Employer Identification Number (EIN) even if he/she has an EIN. A sole proprietor does not include a single member LLC regardless of how they elect to be taxed.

Organizational Health Care Providers (Entity Type 2): Organizational health care providers are eligible for an Entity Type 2 NPI (Organizations). Organizational health care providers may have a single employee or thousands of employees. Examples of organizational providers include hospitals, home health agencies, groups/clinics, nursing homes, ambulance companies, health care provider corporations formed by groups/individuals, and single member LLCs with an EIN, **not** individual health care providers.

TIPS TO AVOID DELAYS IN YOUR ENROLLMENT

- Complete all required sections, as shown in section 1.
- Enter your NPI(s) in the applicable section(s).
- Include the Electronic Funds Transfer (EFT) Authorization Agreement (when applicable) with your enrollment application.
- Sign and date section 15.
- Respond timely to development/information requests.

ADDITIONAL INFORMATION

- You may visit our website to learn more about the enrollment process via the Internet-Based Provider Enrollment Chain and Ownership System (PECOS) at: <https://www.cms.gov/Medicare/Provider-Enrollment-and-Certification/MedicareProviderSupEnroll/InternetbasedPECOS.html>. Also, all of the CMS-855 applications are all located on the CMS webpage: <https://www.cms.gov/medicare/cms-forms/cms-forms/cms-forms-list.html>. Simply enter “855” in the “Filter On:” box on this page and only the application forms will be displayed to choose from.
- The MAC may request additional documentation to support and validate information reported on this application. You are responsible for providing this documentation within 30 days of the request per 42 C.F.R. section 424.525(a)(1) and (2).
- The information you provide on this form is protected under 5 U.S.C. section 552(b)(4) and/or (b)(6), respectively. For more information, see the last page of this application to read the Privacy Act Statement.

CMS-855i (12/18) 2

Additional Information

- Acronyms Commonly Used in this Application
- Definitions
- Where to Mail Your Application

ACRONYMS COMMONLY USED IN THIS APPLICATION
C.F.R: Code of Federal Regulations
EFT: Electronic Funds Transfer
EIN: Employer Identification Number
IHS: Indian Health Service
IRS: Internal Revenue Service
LBN: Legal Business Name
LLC: Limited Liability Corporation
MAC: Medicare Administrative Contractor
NPI: National Provider Identifier
NPPES: National Plan and Provider Enumeration System
PTAN: Provider Transaction Access Number also referred to as the Medicare Identification Number
SSN: Social Security Number
TIN: Tax Identification Number

DEFINITIONS
NOTE: For the purposes of this CMS-855i application, the following definitions apply:
Add: You are adding additional enrollment information to your existing information (e.g. practice locations).
Change: You are replacing existing information with new information (e.g. billing agency, managing employee) or updating existing information (e.g. change in suite #, telephone #).
Remove: You are removing existing enrollment information

WHERE TO MAIL YOUR APPLICATION
Send this completed application with original signatures and all required documentation to your designated MAC. The MAC that services your State is responsible for processing your enrollment application. To locate the mailing address for your designated MAC, go to www.cms.gov/MedicareProviderSupEnroll .

CMS-855i (12/18)

3

Section 1: Basic Information

- A: Reason for Submitting this Application
 - Select “You are revalidating your Medicare Enrollment”
- B: What information is changing?
 - Optional during revalidation
 - Check all that apply

SECTION 1: BASIC INFORMATION	
A. REASON FOR SUBMITTING THIS APPLICATION Check one box and complete the sections of this application as indicated.	
<input type="checkbox"/> You are a new enrollee in Medicare	Complete all applicable sections
<input type="checkbox"/> You are currently enrolled in Medicare to order and certify and want to enroll as an Individual Practitioner	Complete all applicable sections
<input type="checkbox"/> You are enrolling with another Medicare Administrative Contractor (MAC)	Complete all applicable sections
<input type="checkbox"/> You are revalidating your Medicare enrollment	Complete all applicable sections
<input type="checkbox"/> You are reactivating your Medicare enrollment	Complete all applicable sections
<input type="checkbox"/> You are reporting a change to your Medicare enrollment information	Go to section 1B below
<input type="checkbox"/> You are voluntarily terminating your Medicare enrollment Effective date of termination (mm/dd/yyyy): _____	Sections 1A, 2A, 13 (optional), and 15 Physician Assistants must complete sections 1A, 1B, 2A, 2I, 13 (optional), and 15 Employers terminating Physician Assistants must complete sections 1A, 1B, 2A, 2I, 13 (optional), and 15
B. WHAT INFORMATION IS CHANGING? Check all that apply and complete the required sections. Please note: When reporting ANY information, sections 1, 2A, 3 and 15 MUST always be completed in addition to the information that is changing within the required section.	
<input type="checkbox"/> Personal Identifying Information	1, 2A, 3, 12, 13 (optional) and 15
<input type="checkbox"/> Final Adverse Legal Actions	1, 2A, 3, 12, 13 (optional) and 15
<input type="checkbox"/> Medical Specialty Information	1, 2A, 2G or 2H, 3, 4, 12, 13 (optional), and 15
<input type="checkbox"/> Supplier Specific Information	1, 2A, 2B-2F, 2I-2L (as applicable), 3, 12, 13 (optional), and 15
<input type="checkbox"/> Physician Assistant Employment Arrangements	1, 2A, 2I, 3, 13 (optional) and 15
<input type="checkbox"/> Private Practice Business Information	1, 2A, 3, 4A, 7, 12, 13 (optional) and 15
<input type="checkbox"/> Managing Employee Information	1, 2A, 3, 6, 12, 13 (optional), and 15
<input type="checkbox"/> Address Information <input type="checkbox"/> Correspondence Mailing Address <input type="checkbox"/> Medical Record Correspondence Mailing Address <input type="checkbox"/> Remittance Notices/Special Payment Mailing Address <input type="checkbox"/> Medicare Beneficiary Medical Records Storage Address <input type="checkbox"/> Practice Location Address	1, 2A, 3, 12, 13 (optional) and 15 AND sections 2D, 2E, 4B, 4C, and/or 4D as applicable for the address that is being changed
<input type="checkbox"/> Billing Agency Information	1, 2A, 3, 10, 13 (optional) and 15
<input type="checkbox"/> Any other information not specified above	1, 2A, 3, 13 (optional) and 15 and the applicable section or sub-section that is changing
CMS-855i (12/18) 4	

Section 2: Personal Identifying Information A.B.C.

- A: Individual Information
 - Indicate legal name as it appears with the Social Security Administration Office and must be the same name used to apply for Type 1 NPI
 - Indicate other name, date of birth and Social Security Number
- B: License/Certification /Registration Information
 - Check box if section does not apply, otherwise furnish information
 - National Certifications, indicate “all” in the box “State Where Issued”
- C: New Patient Information
 - Mark “yes” or “no” (optional)

SECTION 2: PERSONAL IDENTIFYING INFORMATION			
A. INDIVIDUAL INFORMATION			
The provider's name, date of birth, and social security number must match his/her social security record.			
First Name	Middle Initial	Last Name	Jr., Sr., M.D., etc.
Other Name, First	Middle Initial	Last Name	Jr., Sr., M.D., etc.
Type of Other Name <input type="checkbox"/> Former or Maiden Name <input type="checkbox"/> Professional Name <input type="checkbox"/> Other (Describe): _____			
Social Security Number (SSN)	Date of Birth (mm/dd/yyyy)	Gender <input type="checkbox"/> Male <input type="checkbox"/> Female	
Medicare Identification Number (PTAN) (if issued)	National Provider Identifier (NPI) (Type 1 – Individual)		
Medical or other Professional School (Training Institution, if non-MD)			Year of Graduation (yyyy)
B. LICENSE/CERTIFICATION/REGISTRATION INFORMATION			
Complete the appropriate subsection(s) below for your primary specialty type as you will report in section 2G or 2H below, as applicable. If no subsection is associated with your primary specialty, report information relevant to your secondary specialty, as applicable.			
1. Active License Information			
<input type="checkbox"/> License Not Applicable			
License Number	Effective Date (mm/dd/yyyy)	State Where Issued	
2. Active Certification Information			
Please note: for physicians and non-physician practitioners with multiple certifications, report the active certification relating to your primary specialty as you will report in section 2F or 2G (below), as applicable. If no certification is associated with your primary specialty, report certification relevant to your secondary specialty, as applicable. If you are certified by a national entity, put the word “all” in the “State Where Issued” data field.			
<input type="checkbox"/> Certification Not Applicable			
Certification Number	Effective Date (mm/dd/yyyy)		
Certifying Entity (Specialty Board, State, Other)	State Where Issued*		
3. Drug Enforcement Agency (DEA) Registration Information			
<input type="checkbox"/> DEA Registration Not Applicable			
DEA Registration Number	Effective Date (mm/dd/yyyy)	State Where Issued	
C. NEW PATIENT INFORMATION			
Accepting New Patient Status: (optional)			
Your response will be annotated in the Medicare Physician Compare Directory.			
Are you currently accepting new Medicare patients? <input type="checkbox"/> Yes <input type="checkbox"/> No			

Section 2: Personal Identifying Information D.E.

- D: Correspondence Mailing Address
 - Provide correspondence address to directly contact applicant
 - Cannot be a billing agency or a medical management company address
 - If reporting a change, select the “change” box
- E: Medical Record Correspondence Address
 - Check box if same as correspondence address
 - Provide medical records correspondence address to directly contact applicant
 - ✓ Cannot be a billing agency or a medical management company address

SECTION 2: PERSONAL IDENTIFYING INFORMATION (Continued)

D. CORRESPONDENCE MAILING ADDRESS
This is the address where correspondence will be sent to you by your designated MAC. This address cannot be a billing agent or agency's address or a medical management company address.
If you are reporting a change to your Correspondence Mailing Address, check the box below. This will replace any current Correspondence Mailing Address on file.

☐ **Change**

Attention (optional) _____

Correspondence Mailing Address Line 1 (P.O. Box or Street Name and Number) _____

Correspondence Mailing Address Line 2 (Suite, Room, Apt. #, etc.) _____

City/Town _____ State _____ ZIP Code + 4 _____

Telephone Number (if applicable) _____ Fax Number (if applicable) _____ E-mail Address (if applicable) _____

E. MEDICAL RECORD CORRESPONDENCE ADDRESS
This is the address where the medical record correspondence will be sent to the provider listed in section 2A by your designated MAC. This address cannot be a billing agent or agency's address or a medical management company address.
☐ Check here if your Medical Record Correspondence Address should be mailed to your Correspondence Address in section 2D (above) and skip this section.
If you are reporting a change to your Medical Record Correspondence Address, check the box below. This will replace any current Medical Record Correspondence Address on file.

☐ **Change**

Attention (optional) _____

Medical Record Correspondence Address Line 1 (P.O. Box or Street Name and Number) _____

Medical Record Correspondence Address Line 2 (Suite, Room, Apt. #, etc.) _____

City/Town _____ State _____ ZIP Code + 4 _____

Telephone Number (if applicable) _____ Fax Number (if applicable) _____ E-mail Address (if applicable) _____

F. RESIDENT INFORMATION
NOTE: Resident is defined as an individual who participates in an approved medical residency program.
1. Provide the name and address of the hospital/facility where you are a resident.
Name of Hospital or Facility _____
Street Address _____
City/Town _____ State _____ ZIP Code + 4 _____
2. Are the services that you render at the hospital/facility shown in section 2F1 part of your requirements for graduation from a formal residency or program? ☐ YES ☐ NO
Date of Completion: (mm/dd/yyyy) _____

CMS-8551 (12/18) 6

Section 2: Personal Identifying Information F.

- F: Resident Information
 - Section should not apply during revalidation

SECTION 2: PERSONAL IDENTIFYING INFORMATION (Continued)

D. CORRESPONDENCE MAILING ADDRESS
This is the address where correspondence will be sent to you by your designated MAC. This address cannot be a billing agent or agency's address or a medical management company address.
If you are reporting a change to your Correspondence Mailing Address, check the box below. This will replace any current Correspondence Mailing Address on file.

☐ **Change**

Attention (optional) _____

Correspondence Mailing Address Line 1 (P.O. Box or Street Name and Number) _____

Correspondence Mailing Address Line 2 (Suite, Room, Apt. #, etc.) _____

City/Town _____ State _____ ZIP Code + 4 _____

Telephone Number (if applicable) _____ Fax Number (if applicable) _____ E-mail Address (if applicable) _____

E. MEDICAL RECORD CORRESPONDENCE ADDRESS
This is the address where the medical record correspondence will be sent to the provider listed in section 2A by your designated MAC. This address cannot be a billing agent or agency's address or a medical management company address.
☐ Check here if your Medical Record Correspondence Address should be mailed to your Correspondence Address in section 2D (above) and skip this section.
If you are reporting a change to your Medical Record Correspondence Address, check the box below. This will replace any current Medical Record Correspondence Address on file.

☐ **Change**

Attention (optional) _____

Medical Record Correspondence Address Line 1 (P.O. Box or Street Name and Number) _____

Medical Record Correspondence Address Line 2 (Suite, Room, Apt. #, etc.) _____

City/Town _____ State _____ ZIP Code + 4 _____

Telephone Number (if applicable) _____ Fax Number (if applicable) _____ E-mail Address (if applicable) _____

F. RESIDENT INFORMATION

NOTE: Resident is defined as an individual who participates in an approved medical residency program.

1. Provide the name and address of the hospital/facility where you are a resident.

Name of Hospital or Facility _____

Street Address _____

City/Town _____ State _____ ZIP Code + 4 _____

2. Are the services that you render at the hospital/facility shown in section 2F1 part of your requirements for graduation from a formal residency or program? ☐ YES ☐ NO

Date of Completion: (mm/dd/yyyy) _____

CMS-855I (12/18) 6

Section 2: Personal Identifying Information F.G.

- F: Resident Information (continues)
 - Section should not apply during revalidation
- G: Physician Specialty
 - Select a primary specialty (designated with a “P”)
 - ✓ you may select multiple secondary specialties (designated with “S”)
 - Must meet all federal and state requirements for specialty selected

SECTION 2: PERSONAL IDENTIFYING INFORMATION (Continued)

F. RESIDENT INFORMATION (Continued)

3. Do you also render services at other facilities or practice locations? ☐ YES ☐ NO
If YES, you must report these practice locations in section 4B and/or section 4F.

4. Are the services that you render in any of the practice locations you will be reporting in section 4B and/or section 4F part of your requirements for graduation from a residency program? ☐ YES ☐ NO
If YES, has the teaching hospital/facility reported in section 2F1 above agreed to incur all or substantially all of the costs of your training in the non-hospital/facility location? ☐ YES ☐ NO

G. PHYSICIAN SPECIALTY
Designate your primary specialty and all secondary specialty(s) below using:
P=Primary S=Secondary
You can only select one primary specialty. If you have multiple primary specialties, you must complete and submit a separate CMS-8551 application for each primary specialty. You may select multiple secondary specialties. A physician must meet all federal and state requirements for the type of specialty(s) checked.

<input type="checkbox"/> Addiction Medicine	<input type="checkbox"/> Hematology/Oncology	<input type="checkbox"/> Osteopathic Manipulative Medicine
<input type="checkbox"/> Advanced Heart Failure and Transplant Cardiology	<input type="checkbox"/> Hematopoietic Cell Transplantation and Cellular Therapy	<input type="checkbox"/> Otolaryngology
<input type="checkbox"/> Allergy/Immunology	<input type="checkbox"/> Hospice/Palliative Care	<input type="checkbox"/> Pain Management
<input type="checkbox"/> Anesthesiology	<input type="checkbox"/> Hospitalist	<input type="checkbox"/> Pathology
<input type="checkbox"/> Cardiac Electrophysiology	<input type="checkbox"/> Infectious Disease	<input type="checkbox"/> Pediatric Medicine
<input type="checkbox"/> Cardiac Surgery	<input type="checkbox"/> Internal Medicine	<input type="checkbox"/> Peripheral Vascular Disease
<input type="checkbox"/> Cardiovascular Disease (Cardiology)	<input type="checkbox"/> Interventional Cardiology	<input type="checkbox"/> Physical Medicine and Rehabilitation
<input type="checkbox"/> Chiropractic	<input type="checkbox"/> Interventional Pain Management	<input type="checkbox"/> Plastic and Reconstructive Surgery
<input type="checkbox"/> Colorectal Surgery (Proctology)	<input type="checkbox"/> Interventional Radiology	<input type="checkbox"/> Podiatry
<input type="checkbox"/> Critical Care (Intensivists)	<input type="checkbox"/> Maxillofacial Surgery	<input type="checkbox"/> Preventive Medicine
<input type="checkbox"/> Dentist	<input type="checkbox"/> Medical Genetics and Genomics	<input type="checkbox"/> Psychiatry
<input type="checkbox"/> Dermatology	<input type="checkbox"/> Medical Oncology	<input type="checkbox"/> Pulmonary Disease
<input type="checkbox"/> Diagnostic Radiology	<input type="checkbox"/> Medical Toxicology	<input type="checkbox"/> Radiation Oncology
<input type="checkbox"/> Emergency Medicine	<input type="checkbox"/> Nephrology	<input type="checkbox"/> Rheumatology
<input type="checkbox"/> Endocrinology	<input type="checkbox"/> Neurology	<input type="checkbox"/> Sleep Medicine
<input type="checkbox"/> Family Medicine	<input type="checkbox"/> Neuropsychiatry	<input type="checkbox"/> Sports Medicine
<input type="checkbox"/> Gastroenterology	<input type="checkbox"/> Neurosurgery	<input type="checkbox"/> Surgical Oncology
<input type="checkbox"/> General Practice	<input type="checkbox"/> Nuclear Medicine	<input type="checkbox"/> Thoracic Surgery
<input type="checkbox"/> General Surgery	<input type="checkbox"/> Obstetrics/Gynecology	<input type="checkbox"/> Undersea and Hyperbaric Medicine
<input type="checkbox"/> Geriatric Medicine	<input type="checkbox"/> Ophthalmology	<input type="checkbox"/> Urology
<input type="checkbox"/> Geriatric Psychiatry	<input type="checkbox"/> Optometry	<input type="checkbox"/> Vascular Surgery
<input type="checkbox"/> Gynecological Oncology	<input type="checkbox"/> Oral Surgery	<input type="checkbox"/> Undefined Physician Specialty (Specify): _____
<input type="checkbox"/> Hand Surgery	<input type="checkbox"/> Orthopedic Surgery	
<input type="checkbox"/> Hematology		

CMS-8551 (12/18) 7

Section 2: Personal Identifying Information H.I.

- H: Eligible Professional or Other Nonphysician Specialty Type
 - Select one specialty
 - Must meet the licensing, educational, and work experience requirements
- I: Physician Assistant (PA) Information
 - PAs can identify all current employment arrangements and terminate past arrangements

SECTION 2: PERSONAL IDENTIFYING INFORMATION (Continued)

H. ELIGIBLE PROFESSIONAL OR OTHER NON-PHYSICIAN SPECIALTY TYPE
If you are an eligible professional, check the appropriate box below to indicate your specialty.
All individuals must meet specific licensing, educational, and work experience requirements. If you need information concerning the specific requirements for your specialty, contact your designated MAC.
Check only one of the following: If you have multiple non-physician specialty types, you must complete and submit a separate CMS-855I application for each non-physician specialty type.

<input type="checkbox"/> Anesthesiology Assistant	<input type="checkbox"/> Physical Therapist In Private Practice (See section 2K)
<input type="checkbox"/> Certified Nurse Midwife (CNM)	<input type="checkbox"/> Physician Assistant (See section 2I)
<input type="checkbox"/> Certified Registered Nurse Anesthetist (CRNA)	<input type="checkbox"/> Psychologist, Clinical (See section 2J)
<input type="checkbox"/> Certified Clinical Nurse Specialist (CNS) (See section 2L)	<input type="checkbox"/> Psychologist Billing Independently (See section 2J2)
<input type="checkbox"/> Clinical Social Worker	<input type="checkbox"/> Qualified Audiologist
<input type="checkbox"/> Mass Immunization Roster Biller (See section 2L)	<input type="checkbox"/> Qualified Speech Language Pathologist
<input type="checkbox"/> Nurse Practitioner (See section 2L)	<input type="checkbox"/> Registered Dietitian or Nutrition Professional
<input type="checkbox"/> Occupational Therapist In Private Practice (See section 2K)	<input type="checkbox"/> Undefined Non-Physician Practitioner Specialty (Specify): _____

I. PHYSICIAN ASSISTANT (PA) INFORMATION

1. Physician Assistants: Establishing Employment Arrangement(s)
Complete this section if you are a PA establishing your current employment arrangement(s).

EMPLOYER'S NAME	EFFECTIVE DATE OF EMPLOYMENT	EMPLOYER'S PTAN (If Issued)	EMPLOYER'S NPI	EMPLOYER'S EIN

2. Physician Assistants: Terminating Employment Arrangement(s)
Complete this section if you are a PA discontinuing a current employment arrangement(s).

EMPLOYER'S NAME	EFFECTIVE DATE OF EMPLOYMENT TERMINATION	EMPLOYER'S PTAN	EMPLOYER'S NPI	EMPLOYER'S EIN

3. Employer Terminating Employment Arrangement with One or More Physician Assistants
Complete this section if you are a health care provider corporation formed by an individual, a single member LLC with an EIN, or a sole proprietor and you are discontinuing the employment arrangement of a PA(s). Health care provider corporations formed by an individual, single member LLC with an EIN, and sole proprietors must also complete section 4A1 with your organizational information.

PHYSICIAN ASSISTANT'S NAME	EFFECTIVE DATE OF TERMINATION	PHYSICIAN ASSISTANT'S PTAN	PHYSICIAN ASSISTANT'S NPI

CMS-855I (12/18) 8

Section 2: Personal Identifying Information I.

- I: Physician Assistant (PA) Information
 - Sole Owner/Sole Proprietor can terminate employment arrangement with PAs

SECTION 2: PERSONAL IDENTIFYING INFORMATION (Continued)

H. ELIGIBLE PROFESSIONAL OR OTHER NON-PHYSICIAN SPECIALTY TYPE
If you are an eligible professional, check the appropriate box below to indicate your specialty.
All individuals must meet specific licensing, educational, and work experience requirements. If you need information concerning the specific requirements for your specialty, contact your designated MAC.
Check only one of the following: If you have multiple non-physician specialty types, you must complete and submit a separate CMS-855i application for each non-physician specialty type.

<input type="checkbox"/> Anesthesiology Assistant	<input type="checkbox"/> Physical Therapist In Private Practice (See section 2K)
<input type="checkbox"/> Certified Nurse Midwife (CNM)	<input type="checkbox"/> Physician Assistant (See section 2I)
<input type="checkbox"/> Certified Registered Nurse Anesthetist (CRNA)	<input type="checkbox"/> Psychologist, Clinical (See section 2J)
<input type="checkbox"/> Certified Clinical Nurse Specialist (CNS) (See section 2L)	<input type="checkbox"/> Psychologist Billing Independently (See section 2J2)
<input type="checkbox"/> Clinical Social Worker	<input type="checkbox"/> Qualified Audiologist
<input type="checkbox"/> Mass Immunization Roster Biller (See section 2L)	<input type="checkbox"/> Qualified Speech Language Pathologist
<input type="checkbox"/> Nurse Practitioner (See section 2L)	<input type="checkbox"/> Registered Dietitian or Nutrition Professional
<input type="checkbox"/> Occupational Therapist In Private Practice (See section 2K)	<input type="checkbox"/> Undefined Non-Physician Practitioner Specialty (Specify): _____

I. PHYSICIAN ASSISTANT (PA) INFORMATION

1. Physician Assistants: Establishing Employment Arrangement(s)
Complete this section if you are a PA establishing your current employment arrangement(s).

EMPLOYER'S NAME	EFFECTIVE DATE OF EMPLOYMENT	EMPLOYER'S PTAN (If issued)	EMPLOYER'S NPI	EMPLOYER'S EIN

2. Physician Assistants: Terminating Employment Arrangement(s)
Complete this section if you are a PA discontinuing a current employment arrangement(s).

EMPLOYER'S NAME	EFFECTIVE DATE OF EMPLOYMENT TERMINATION	EMPLOYER'S PTAN	EMPLOYER'S NPI	EMPLOYER'S EIN

3. Employer Terminating Employment Arrangement with One or More Physician Assistants
Complete this section if you are a health care provider corporation for member LLC with an EIN, or a sole proprietor and you are discontinuing PA(s). Health care provider corporations formed by an individual, single proprietors must also complete section 4A1 with your organizational information.

PHYSICIAN ASSISTANT'S NAME	EFFECTIVE DATE OF TERMINATION	PHYSICIAN ASSISTANT'S PTAN	PHYSICIAN ASSISTANT'S NPI

CMS-855i (12/18) 8

Private Practice

Section 2: Personal Identifying Information J.

■ Identifying Information

- J: Psychologist Information

- ✓ Identify the doctoral degree in psychology
- ✓ Complete all questions for psychologists billing independently
- ✓ This section does not apply if reassigning all benefits

SECTION 2: PERSONAL IDENTIFYING INFORMATION (Continued)

J. PSYCHOLOGIST INFORMATION

1. Clinical Psychologists

Identify the type of your doctoral psychology degree (e.g., Ph.D., Ed.D., Psy. D.) _____

A copy of the degree may be requested by the MAC.

NOTE: Federal regulations at 42 C.F.R. section 410.71(d) state that to qualify as a clinical psychologist, a practitioner must hold a doctoral degree in psychology, and be licensed or certified, on the basis of the doctoral degree in psychology, by the state in which he or she practices, at the independent practice level of psychology, to furnish diagnostic, assessment, preventive, and therapeutic services directly to individuals.

2. Psychologists Billing Independently

Private Practice

NOTE: CMS requires that independently practicing psychologists have a degree starting at the master's level or psychology. Independently practicing psychologists are authorized to bill the program directly solely for diagnostic psychological and neuropsychological tests that have been ordered by a physician, clinical psychologist or non-physician practitioner who is authorized to order diagnostic tests. Independently practicing psychologists are not authorized to supervise diagnostic psychological and neuropsychological tests. Any tests performed by an independently practicing psychologist must fall under the psychologist's state scope of practice. Additional information can be found in Pub. 100-02, the Medicare Benefits Policy Manual.

a. Do you render services of your own responsibility free from the administrative control of an employer such as a physician, institution, or agency? ☐ YES ☐ NO

b. Do you treat your own patients? ☐ YES ☐ NO

c. Do you have the right to bill directly, and to collect and retain the fee for your services? ☐ YES ☐ NO

d. Is your private practice located in an institution or other facility? ☐ YES ☐ NO

If YES to question (d) above, answer questions 1 and 2 below.

1. If your private practice is located in an institution or other facility, is your office confined to a separately identified part of the institution/facility that is used solely as your office and cannot be construed as extending throughout the entire institution/facility? ☐ YES ☐ NO

2. If your private practice is located in an institution/facility, do you also render services to patients from outside the institution or facility where your office is located? ☐ YES ☐ NO

CMS-855i (12/18) 9

Section 2: Personal Identifying Information

K.L.

- K: Physical /Occupational Therapist Information
 - Complete all questions for physical/occupational therapists in private practice
 - This section does not apply if reassigning all benefits
- L: Clinical Nurse /Nurse Practitioner Information
 - Select “yes” or “no”
 - ✓ If yes, furnish the facility information

SECTION 2: PERSONAL IDENTIFYING INFORMATION (Continued)

K. PHYSICAL/OCCUPATIONAL THERAPIST INFORMATION

Physical Therapists/Occupational Therapists in Private Practice (PT/O

The following questions only apply to your individual private practice. Do not complete this section if you are reassigning all of your benefits to a group/clinic/organization.

1. Do you ONLY render PT/OT services in the patients' homes? ☐ YES ☐ NO

2. Do you maintain private office space? ☐ YES ☐ NO

3. Do you own, lease, or rent your private office space? ☐ YES ☐ NO

4. Is this private office space used exclusively for your private practice? ☐ YES ☐ NO

5. Do you provide PT/OT services outside of your office and/or patients' homes? ☐ YES ☐ NO

If you responded YES to questions 2, 3 or 4 above, you must have and attach a copy of any written agreement that gives you exclusive use of the office space for PT/OT services.

L. CLINICAL NURSE/NURSE PRACTITIONER INFORMATION

Nurse Practitioners and Certified Clinical Nurse Specialists

Are you an employee of a skilled nursing facility (SNF) or of another entity that has an agreement to provide nursing services to a SNF? ☐ YES ☐ NO

If yes, furnish the SNF's name and address below.

Skilled Nursing Facility Name _____

Skilled Nursing Facility Street Address Line 1 (Street Name and Number – Not a P.O. Box) _____

Skilled Nursing Facility Street Address Line 2 (Suite, Room, etc.) _____

City/Town _____ State _____ ZIP Code +4 _____

Tax Identification Number of SNF _____

Telephone Number _____ Fax Number (if applicable) _____ E-mail Address (if applicable) _____

CMS-855i (12/18) 10

Section 3: Final Adverse Legal Actions

- A: Convictions
 - Within preceding 10 years
- B: Exclusions, Revocations and Suspensions
 - Current or past
- C: Final Adverse Legal Action History
 - If no adverse legal action, check “No”
 - If any, check “Yes”, then list details in section C2 and attach final adverse legal action documentation and/or resolutions

SECTION 3: FINAL ADVERSE LEGAL ACTIONS

This section captures information regarding final adverse legal actions, such as convictions, exclusions, license revocations and license suspensions. All applicable final adverse legal actions must be reported, regardless of whether any records were expunged or any appeals are pending.

NOTE: To satisfy the reporting requirement, section 3 must be filled out in its entirety, and all applicable attachments must be included.

A. CONVICTIONS (AS DEFINED IN 42 C.F.R. SECTION 1001.2) WITHIN THE PRECEDING 10 YEARS

1. Any federal or state felony conviction(s).
2. Any misdemeanor conviction, under federal or state law, related to: (a) the delivery of an item or service under Medicare or a state health care program, or (b) the abuse or neglect of a patient in connection with the delivery of a health care item or service.
3. Any misdemeanor conviction, under federal or state law, related to the theft, fraud, embezzlement, breach of fiduciary duty, or other financial misconduct in connection with the delivery of a health care item or service.
4. Any misdemeanor conviction, under federal or state law, related to the interference with or obstruction of any investigation into any criminal offense described in 42 C.F.R. section 1001.101 or 1001.201.
5. Any misdemeanor conviction, under federal or state law, related to the unlawful manufacture, distribution, prescription, or dispensing of a controlled substance.

B. EXCLUSIONS, REVOCATIONS OR SUSPENSIONS

1. Any current or past revocation, suspension, or voluntary surrender of a medical license in lieu of further disciplinary action.
2. Any current or past revocation or suspension of accreditation.
3. Any current or past suspension or exclusion imposed by the U.S. Department of Health and Human Service's Office of Inspector General (OIG).
4. Any current or past debarment from participation in any Federal Executive Branch procurement or non-procurement program.
5. Any other current or past Federal Sanctions (A penalty imposed by a Federal governing body (e.g. Civil Monetary Penalties (CMP), Corporate Integrity Agreement (CIA)).
6. Any Medicaid exclusion, revocation, or termination of any billing number.

C. FINAL ADVERSE LEGAL ACTION HISTORY

1. Have you, under any current or former name, ever had a final adverse legal action **listed above** imposed against you?
☐ YES – continue below
☐ NO – skip to section 4
2. If yes, report each final adverse legal action, when it occurred, and the federal or state agency or the court/administrative body that imposed the action.

FINAL ADVERSE LEGAL ACTION	DATE	ACTION TAKEN BY

Section 4: Business Information

- Check applicable box for additional instructions
 - Individual reassigning all benefits, 4F only
 - Sole Owner reassigning benefits, 4A – 4F
 - Sole Proprietor with private practice, not reassigning benefits, 4A – 4E

SECTION 4: BUSINESS INFORMATION

☐ If you do **NOT** have a private practice but you reassign **ALL** of your benefits to an entity, check this box and only complete section 4F.

NOTE: You will also need to complete a CMS-855R (Reassignment of Medicare Benefits) for each entity that you reassign benefits.

☐ If you **DO** have a private practice and you also reassign **ANY** of your benefits to an entity, check this box and complete sections 4A – 4F.

☐ If you **DO** have a private practice and **ONLY** render services in your own private practice, check this box and complete sections 4A – 4E.

NOTE: For the purposes of this section of this application, an entity is defined as an individual, private practice, group/clinic, or any organization to which you will reassign your Medicare benefits.

A. PRIVATE PRACTICE BUSINESS INFORMATION

Business Structure Information

Identify how your business is registered with the IRS.

☐ Proprietary ☐ Non-Profit (Submit IRS Form 501(c)(3)) ☐ Disregarded Entity (Submit IRS Form 8832)

For the purposes of section 4A, if you are a:

- Professional Corporation, complete 4A1 and 4A2
- Professional Association, complete 4A1 and 4A2
- Limited Liability Company (LLC), including a single member LLC, complete 4A1 and 4A2
- Sole proprietor/Sole proprietorship, complete 4A3

NOTE: If you fill out section 4A1, you must also fill out section 4F to reassign your individual benefits to your private practice.

1. Corporations, Associations and Limited Liability Company (LLC)

If your private practice is established as a professional corporation, professional association or limited liability company, including single member LLCs and you are the sole owner and will bill Medicare through this business entity, complete this section with information about your business entity.

NOTE: If you are filling out section 4A, you do not need to complete a form CMS-855R to reassign your benefits as a practitioner to your business entity.

Legal Business Name as Reported to the Internal Revenue Service	Tax Identification Number
Medicare Identification Number (PTAN) (if issued)	NPI (Type 2 – Organization)

Section 4: Business Information A.A1.

- A: Private Practice Business Information
 - Identify business structure
 - Sole Owner: PC, PA or LLC complete sections 4A1 and 4A2 (4F)
 - Sole Proprietor complete section 4A3
 - 1. Corporations, Associations and Limited Liability Company (LLC)
 - ✓ Sole Owner
 - ✓ Indicate Type 2 NPI
 - ✓ Indicate legal business name and TIN as it appears on the IRS document

SECTION 4: BUSINESS INFORMATION

☐ If you do **NOT** have a private practice but you reassign **ALL** of your benefits to an entity, check this box and only complete section 4F.
NOTE: You will also need to complete a CMS-855R (Reassignment of Medicare Benefits) for each entity that you reassign benefits.

☐ If you **DO** have a private practice and you also reassign **ANY** of your benefits to an entity, check this box and complete sections 4A – 4F.

☐ If you **DO** have a private practice and **ONLY** render services in your own private practice, check this box and complete sections 4A – 4E.
NOTE: For the purposes of this section of this application, an entity is defined as an individual, private practice, group/clinic, or any organization to which you will reassign your Medicare benefits.

A. PRIVATE PRACTICE BUSINESS INFORMATION

Business Structure Information
Identify how your business is registered with the IRS.

☐ Proprietary ☐ Non-Profit (Submit IRS Form 501(c)(3)) ☐ Disregarded Entity (Submit IRS Form 8832)

For the purposes of section 4A, if you are a:

- Professional Corporation, complete 4A1 and 4A2
- Professional Association, complete 4A1 and 4A2
- Limited Liability Company (LLC), including a single member LLC, complete 4A1 and 4A2
- Sole proprietor/Sole proprietorship, complete 4A3

NOTE: If you fill out section 4A1, you must also fill out section 4F to reassign your individual benefits to your private practice.

1. Corporations, Associations and Limited Liability Company (LLC)
If your private practice is established as a professional corporation, professional association or limited liability company, including single member LLCs and you are the sole owner and will bill Medicare through this business entity, complete this section with information about your business entity.

NOTE: If you are filling out section 4A, you do not need to complete a form CMS-855R to reassign your benefits as a practitioner to your business entity.

Legal Business Name as Reported to the Internal Revenue Service	Tax Identification Number
Medicare Identification Number (PTAN) (if issued)	NPI (Type 2 – Organization)

CMS-855R (12/18) 12

Section 4: Business Information A2.A3.

- A: Private Practice Business Information
 - 2. Final Adverse Legal Action History
 - ✓ Indicate any final adverse legal action history on the entity identified in this section
 - ✓ If no adverse legal action, check “No”
 - ✓ If any, check “Yes”, then list details in section and attach final adverse legal action documentation and/or resolutions
 - 3. Sole Proprietor /Sole Proprietorship
 - ✓ Select if payments are to be reported via SSN or EIN
 - ✓ If EIN, identify number

SECTION 4: BUSINESS INFORMATION (Continued)

Private Practice

2. Final Adverse Legal Action History
Complete this section for your business as reported in section 4A1 above. If you need additional information regarding what to report, please refer to section 3 of this application.
NOTE: This section not required for Sole Proprietor/Sole Proprietorships.
a. Has your business, under any current or former name or business identity, ever had a final adverse legal action listed in section 3 of this application imposed against it?
☐ YES – continue below
☐ NO – skip to section 4
b. If yes, report each final adverse legal action, when it occurred, and the federal or state agency or the court/ administrative body that imposed the action.
NOTE: To satisfy the reporting requirement, section 4A2 must be filled out in its entirety, and all applicable attachments must be included.

FINAL ADVERSE LEGAL ACTION	DATE	ACTION TAKEN BY

3. Sole Proprietor/Sole Proprietorship
To qualify for this payment arrangement, you:

- Must be a sole proprietor;
- You must use **either** your EIN or SSN for all Medicare payments;
- Cannot be reassigning all of your Medicare payments, and
- Must submit a copy of your IRS for CP-575 showing the Legal Business Name (LBN) and EIN, if applicable.

☐ If you want your Medicare payments to be paid under your SSN, check this box and continue to section 4B.
☐ If you are a sole proprietor and you want Medicare payments to be paid under your EIN, please check this box and fill in the EIN information below. Continue to section 4B.
Employer Identification Number (EIN) _____

CMS-855i (12/18)13

Section 4: Business Information B.

- B: Practice Location Information
 - Instructions on how and who should complete this section
 - ✓ Report all practice locations including:
 - Ambulatory Surgical Centers
 - Hospital
 - Retirement or Assisted Living Community
 - Skilled Nursing Facility or Other Nursing Facility
 - Other health care facilities
 - Administrative Office when performing house calls, which could be home address

SECTION 4: BUSINESS INFORMATION (Continued)			Private Practice
B. PRACTICE LOCATION INFORMATION			
<p>Note: You do not need to complete this section if you are reassigning 100% of your Medicare benefits. Complete this section for each of your practice locations where you render services to Medicare beneficiaries. This includes all locations you will disclose on claims forms for reimbursement. If you have and see patients at more than one private practice location or health care facility, copy and complete this section for each location.</p> <p>All reported practice location addresses must be a specific street address as recorded by the United States Postal Service. Your practice location must be the physical location where you render services to Medicare beneficiaries. Your practice location address cannot be a Post Office (P.O.) Box.</p> <p>If you render services in a hospital, retirement or assisted living community, and/or other health care facilities, furnish the name, address and telephone number for those facilities.</p> <p>If you only render services in patients' homes (house calls only), you may supply your home address in this section if you do not have a separate office. In section 4E3 explain that this address is for administrative purposes only and that all services are rendered in patients' homes. You must then also complete section 4E1 as appropriate.</p> <p>Only report those practice locations that are within the jurisdiction of the designated MAC to which you will be submitting this application. If you have to report practice locations outside the jurisdiction of the designated MAC to which you are submitting this application you must submit a separate CMS-855I Enrollment Application to the MAC that has jurisdiction for those locations.</p> <p>If you are changing information about a currently reported practice location or adding or removing practice location information, check the applicable box, furnish the effective date, and complete the appropriate fields in this section.</p>			
<input type="checkbox"/> Change <input type="checkbox"/> Add <input type="checkbox"/> Remove Effective Date (mm/dd/yyyy): _____			
Practice Location Name ("Doing Business As" Name) _____			
Practice Location Street Address Line 1 (Street Name and Number – NOT a P.O. Box) _____			
Practice Location Street Address Line 2 (Suite, Room, Apt. #, etc.) _____			
City/Town _____		State _____	ZIP Code + 4 _____
Telephone Number _____	Fax Number (if applicable) _____	E-mail Address (if applicable) _____	
Medicare Identification Number for this location – PTAN (if issued) _____	Is this your primary practice location? <input type="checkbox"/> Yes <input type="checkbox"/> No	Date you saw or will see your first Medicare patient at this practice location (mm/dd/yyyy) _____	
Is your private practice location reported above located in a:			
<input type="checkbox"/> Ambulatory Surgical Center		<input type="checkbox"/> Private Office Setting	<input type="checkbox"/> Other Health Care Facility
<input type="checkbox"/> Home/Business Office for Administrative Use Only		<input type="checkbox"/> Retirement or Assisted Living Community	Specify: _____
<input type="checkbox"/> Hospital		<input type="checkbox"/> Skilled Nursing Facility or Other Nursing Facility	
<input type="checkbox"/> Indian Health Services (IHS) or Tribal Facility			
CMS-855I (12/18) 14			

Section 4: Business Information

- B: Practice Location Information
 - Copy and complete section for each practice location where services are rendered
 - List all NPIs and PTANs associated
 - Indicate if primary practice location
 - If change, add or remove, furnish effective date
 - Add new location, supply date first saw Medicare patient

SECTION 4: BUSINESS INFORMATION (Continued)		Private Practice																					
B. PRACTICE LOCATION INFORMATION																							
<p>Note: You do not need to complete this section if you are reassigning 100% of your Medicare benefits. Complete this section for each of your practice locations where you render services to Medicare beneficiaries. This includes all locations you will disclose on claims forms for reimbursement. If you have and see patients at more than one private practice location or health care facility, copy and complete this section for each location.</p> <p>All reported practice location addresses must be a specific street address as recorded by the United States Postal Service. Your practice location must be the physical location where you render services to Medicare beneficiaries. Your practice location address cannot be a Post Office (P.O.) Box.</p> <p>If you render services in a hospital, retirement or assisted living community, and/or other health care facilities, furnish the name, address and telephone number for those facilities.</p> <p>If you only render services in patients' homes (house calls only), you may supply your home address in this section if you do not have a separate office. In section 4E3 explain that this address is for administrative purposes only and that all services are rendered in patients' homes. You must then also complete section 4E1 as appropriate.</p> <p>Only report those practice locations that are within the jurisdiction of the designated MAC to which you will be submitting this application. If you have to report practice locations outside the jurisdiction of the designated MAC to which you are submitting this application you must submit a separate CMS-855I Enrollment Application to the MAC that has jurisdiction for those locations.</p> <p>If you are changing information about a currently reported practice location or adding or removing practice location information, check the applicable box, furnish the effective date, and complete the appropriate fields in this section.</p> <p><input type="checkbox"/> Change <input type="checkbox"/> Add <input type="checkbox"/> Remove Effective Date (mm/dd/yyyy): _____</p> <p>Practice Location Name ("Doing Business As" Name) _____</p> <p>Practice Location Street Address Line 1 (Street Name and Number – NOT a P.O. Box) _____</p> <p>Practice Location Street Address Line 2 (Suite, Room, Apt. #, etc.) _____</p> <table border="1"><tr><td>City/Town</td><td>State</td><td>ZIP Code + 4</td></tr></table> <table border="1"><tr><td>Telephone Number</td><td>Fax Number (if applicable)</td><td>E-mail Address (if applicable)</td></tr></table> <table border="1"><tr><td>Medicare Identification Number for this location – PTAN (if issued)</td><td>Is this your primary practice location? <input type="checkbox"/> Yes <input type="checkbox"/> No</td><td>Date you saw or will see your first Medicare patient at this practice location (mm/dd/yyyy)</td></tr></table> <p>Is your private practice location reported above located in a:</p> <table border="1"><tr><td><input type="checkbox"/> Ambulatory Surgical Center</td><td><input type="checkbox"/> Private Office Setting</td><td><input type="checkbox"/> Other Health Care Facility</td></tr><tr><td><input type="checkbox"/> Home/Business Office for Administrative Use Only</td><td><input type="checkbox"/> Retirement or Assisted Living Community</td><td>Specify: _____</td></tr><tr><td><input type="checkbox"/> Hospital</td><td><input type="checkbox"/> Skilled Nursing Facility or Other Nursing Facility</td><td></td></tr><tr><td><input type="checkbox"/> Indian Health Services (IHS) or Tribal Facility</td><td></td><td></td></tr></table>			City/Town	State	ZIP Code + 4	Telephone Number	Fax Number (if applicable)	E-mail Address (if applicable)	Medicare Identification Number for this location – PTAN (if issued)	Is this your primary practice location? <input type="checkbox"/> Yes <input type="checkbox"/> No	Date you saw or will see your first Medicare patient at this practice location (mm/dd/yyyy)	<input type="checkbox"/> Ambulatory Surgical Center	<input type="checkbox"/> Private Office Setting	<input type="checkbox"/> Other Health Care Facility	<input type="checkbox"/> Home/Business Office for Administrative Use Only	<input type="checkbox"/> Retirement or Assisted Living Community	Specify: _____	<input type="checkbox"/> Hospital	<input type="checkbox"/> Skilled Nursing Facility or Other Nursing Facility		<input type="checkbox"/> Indian Health Services (IHS) or Tribal Facility		
City/Town	State	ZIP Code + 4																					
Telephone Number	Fax Number (if applicable)	E-mail Address (if applicable)																					
Medicare Identification Number for this location – PTAN (if issued)	Is this your primary practice location? <input type="checkbox"/> Yes <input type="checkbox"/> No	Date you saw or will see your first Medicare patient at this practice location (mm/dd/yyyy)																					
<input type="checkbox"/> Ambulatory Surgical Center	<input type="checkbox"/> Private Office Setting	<input type="checkbox"/> Other Health Care Facility																					
<input type="checkbox"/> Home/Business Office for Administrative Use Only	<input type="checkbox"/> Retirement or Assisted Living Community	Specify: _____																					
<input type="checkbox"/> Hospital	<input type="checkbox"/> Skilled Nursing Facility or Other Nursing Facility																						
<input type="checkbox"/> Indian Health Services (IHS) or Tribal Facility																							

Section 4: Business Information C.D.

- C: Remittance Notices / Special Payments Mailing Address
 - Check the appropriate “special payments” box and follow instructions
 - If change, furnish effective date and special payment address
- D: Medicare Beneficiary Medical Records Storage Address
 - Check box if stored at practice location
 - Paper Storage
 - ✓ Address cannot be P.O. Box/Drop Box
 - Electronic Storage
 - ✓ Example: EPIC
 - If add or remove, furnish effective date

SECTION 4: BUSINESS INFORMATION (Continued)		Private Practice
C. REMITTANCE NOTICES/SPECIAL PAYMENTS MAILING ADDRESS		
Furnish an address where remittance notices and special payments should be sent for services rendered at the practice location(s) reported in section 4B. Please note that payments will be made in your name or, if a business is reported in section 4A, payments will be made in the name of the business.		
Medicare will issue all routine payments via electronic funds transfer (EFT). Since payments will be made by EFT, the special payments address below should indicate where all other payment information (e.g., remittance notices, non-routine special payments) should be sent, OR,		
<input type="checkbox"/> Check here if your Remittance Notice/Special Payments should be mailed to your Practice Location Address in section 4B and skip this section, OR		
<input type="checkbox"/> Check here if your Remittance Notice/Special Payments should be mailed to your Correspondence Address in section 2D and skip this section.		
If you are reporting a change to your Remittance Notice/Special Payments Mailing Address, check the box below and furnish the effective date.		
<input type="checkbox"/> Change Effective Date (mm/dd/yyyy): _____		
*Special Payments Address Line 1 (P.O. Box or Street Name and Number)		

*Special Payments Address Line 2 (Suite, Room, Apt. #, etc.)		

City/Town	State	ZIP Code + 4
_____	_____	_____
D. MEDICARE BENEFICIARY MEDICAL RECORDS STORAGE ADDRESS		
If your Medicare beneficiaries' medical records are stored at a location other than the Practice Location Address shown in section 4B complete this section with the name and address of the storage location. This includes the records for both current and former Medicare beneficiaries.		
Post office boxes and drop boxes are not acceptable as a physical address where Medicare beneficiaries' records are maintained. The records must be your records and not the records of another practitioner. If all records are stored at the Practice Location reported in section 4B, check the box below and skip this section.		
<input type="checkbox"/> Records are stored at the Practice Location reported in section 4B.		
If you are adding or removing a storage location, check the applicable box below and furnish the effective date.		
<input type="checkbox"/> Add <input type="checkbox"/> Remove Effective Date (mm/dd/yyyy): _____		
1. Paper Storage		
Name of Storage Facility		

Storage Facility Address Line 1 (Street Name and Number)		

Storage Facility Address Line 2 (Suite, Room, Apt. #, etc.)		

City/Town	State	ZIP Code + 4
_____	_____	_____
2. Electronic Storage		
Do you store your patient medical records electronically? <input type="checkbox"/> YES <input type="checkbox"/> NO		
If yes, identify where/how these records are stored below. This can be a website, URL, in-house software program, online service, vendor, etc. This must be a site that can be accessed by CMS or its designees if necessary.		
Site where electronic records are stored		

CMS-855i (12/18)		
15		

Section 4: Business Information E.

- E: Rendering Services in Patients' Homes
 - 1. Initial Reporting and/or Additions
 - ✓ Indicate entire state or city/town, county and/or zip codes
 - 2. Deletions
 - ✓ Indicate areas deleting from existing enrollment
 - 3. Comments/Special Circumstances
 - ✓ Explain any unique circumstances concerning your practice location or the method by which you render health care services (e.g., house calls only)

SECTION 4: BUSINESS INFORMATION (Continued)

Private Practice

E. RENDERING SERVICES IN PATIENTS' HOMES
List the city/town, county, state, or ZIP code for all locations where you render health care services in patients' homes or, if previously reported, where you no longer render health care services in patients' homes.

1. Initial Reporting and/or Additions
If you are reporting or adding an entire state, check the box below and specify the state.
☐ Entire State of _____
If services are only provided in selected cities/towns or counties, provide the locations below. Only list ZIP codes if you are not servicing the entire city/town or county.

CITY/TOWN	COUNTY	STATE/TERRITORY	ZIP CODE

2. Deletions
If you are deleting an entire state, check the box below and specify the state.
☐ Entire State of _____
If services are no longer provided in selected cities/towns or counties, provide the locations below. Only list ZIP codes if you are not deleting service in the entire city/town or county.

CITY/TOWN	COUNTY	STATE/TERRITORY	ZIP CODE

3. Comments/Special Circumstances
Explain any unique circumstances concerning your practice location(s) or the method by which you render health care services (e.g., practice on certain days of the week).

CMS-855 (12/18)16

Section 4: Business Information F.

- F: Individual Reassignment/Affiliation Information
 - Complete with all entities to whom you reassign any or all of your Medicare benefits
 - ✓ If reassigning all benefits, proceed to Section 12

SECTION 4: BUSINESS INFORMATION (Continued)

F. INDIVIDUAL REASSIGNMENT/AFFILIATION INFORMATION

Complete this section with information about all entities to whom you will be reassigning any or all of your Medicare benefits. **For the purposes of this section of this application, an entity is defined as an individual, private practice, group/clinic, or any organization to which you will reassign your Medicare benefits.** Reassigning benefits means that you are authorizing the entity to bill and receive payment from Medicare for the services you have rendered at the entity's practice location. Furnish the requested information about each entity to which you will reassign your Medicare benefits. In addition, either you or the entity reported in this section must complete and submit a CMS-855R(s) (Individual Reassignment of Benefits) with this application.

If you are the sole owner of a professional corporation, a professional association, or a limited liability company, and will bill Medicare through this business entity, you do not need to complete a CMS-855R that reassigns your benefits to the business entity.

NOTE: Each new reassignment or termination with an entity requires you to submit a new CMS-855R. You do not need to submit an updated CMS-855R. Submission of the CMS-855R will ensure reassignments are properly maintained and current.

a. Name of Entity	Medicare Identification Number (if issued)	National Provider Identifier
b. Name of Entity	Medicare Identification Number (if issued)	National Provider Identifier
c. Name of Entity	Medicare Identification Number (if issued)	National Provider Identifier
d. Name of Entity	Medicare Identification Number (if issued)	National Provider Identifier
e. Name of Entity	Medicare Identification Number (if issued)	National Provider Identifier

SECTION 5: THIS SECTION INTENTIONALLY LEFT BLANK

Section 6: Managing Employee Information

- Check the appropriate box if you are the managing employee for your Sole Owned entity or Sole Proprietorship
 - A: Managing Employee Identifying Information
 - ✓ Complete for each managing employee from each of your practice locations
 - ✓ If add or remove, furnish effective date
 - B: Final Adverse Legal Action History
 - ✓ If no adverse legal action, check “No”
 - ✓ If any, check “Yes”, then list details in section B2 and attach final adverse legal action documentation and/or resolutions

SECTION 6: MANAGING EMPLOYEE INFORMATION		Private Practice	
<p>This section captures information about your managing employees. A managing employee means an individual who furnishes operational or managerial services, or who directly or indirectly conducts the day-to-day operations for your private practice, either as an employee or through some other arrangement.</p> <p>NOTE: You do not need to complete this section if you are reassigning 100% of your Medicare benefits. All managing employees at all of your practice locations reported in section 4 must be reported in this section. If there is more than one managing employee, copy and complete this section as needed.</p> <p>NOTE: If you completed section 4 reporting that your private practice is established as a business entity, you must report at least one managing employee in accordance with Medicare policy for enrolling a business entity.</p> <p><input type="checkbox"/> I am the managing employee. Skip to section 8.</p>			
A. MANAGING EMPLOYEE IDENTIFYING INFORMATION			
<p>If you are changing information about your current managing employee or adding or removing a managing employee, check the applicable box, furnish the effective date, and complete the appropriate fields in this section.</p> <p><input type="checkbox"/> Change <input type="checkbox"/> Add <input type="checkbox"/> Remove Effective Date (mm/dd/yyyy): _____</p>			
First Name		Middle Initial	Last Name
			Jr., Sr., M.D., etc.
Social Security Number		Date of Birth (mm/dd/yyyy)	
Medicare Identification Number (if issued)		NPI (if issued)	
B. FINAL ADVERSE LEGAL ACTION HISTORY			
<p>Complete this section for the individual reported in section 6A above. If you need additional information regarding what to report, please refer to section 3 of this application.</p> <p>1. Has this individual in section 6A above, under any current or former name, ever had a final adverse legal action listed in section 3 of this application imposed against him/her?</p> <p><input type="checkbox"/> YES – continue below</p> <p><input type="checkbox"/> NO – skip to section 8.</p> <p>2. If yes, report each final adverse legal action, when it occurred, and the federal or state agency or the court/administrative body that imposed the action.</p> <p>NOTE: To satisfy the reporting requirement, section 6B2 must be filled out in its entirety, and all applicable attachments must be included.</p>			
FINAL ADVERSE LEGAL ACTION		DATE	ACTION TAKEN BY
SECTION 7: THIS SECTION INTENTIONALLY LEFT BLANK			

Section 8: Billing Agency Information

- Check box if section does not apply, otherwise furnish billing agency information
- If add or remove, furnish effective date
- Note: Entities using a billing agency are responsible for claims submitted on their behalf

SECTION 8: BILLING AGENCY INFORMATION **Private Practice**

A billing agency/agent is a company or individual that you contract with to bill for your services. If you use a billing agency/agent you must complete this section. Even if you use a billing agency/agent, you remain responsible for the accuracy of the claims submitted on your behalf.

NOTE: You do not need to complete this section if you are reassigning 100% of your Medicare benefits.

☐ Check here if this section does not apply and skip to section 12.

If you are changing information about your current billing agency or adding or removing a billing agency information, check the applicable box, furnish the effective date, and complete the appropriate fields in this section.

☐ Change ☐ Add ☐ Remove **Effective Date (mm/dd/yyyy):** _____

BILLING AGENCY NAME AND ADDRESS

Legal Business Name as Reported to the Internal Revenue Service or Individual Name as reported to the Social Security Administration _____

If Individual Billing Agent: Date of Birth (mm/dd/yyyy) _____

Billing Agency Tax Identification Number or Billing Agent Social Security Number _____

Billing Agency "Doing Business As" Name (if applicable) _____

Billing Agency/Agent Address Line 1 (Street Name and Number) _____

Billing Agency/Agent Address Line 2 (Suite, Room, etc.) _____

City/Town _____ State _____ ZIP Code + 4 _____

Telephone Number _____ Fax Number (if applicable) _____ E-mail Address (if applicable) _____

SECTION 9: THIS SECTION INTENTIONALLY LEFT BLANK

SECTION 10: THIS SECTION INTENTIONALLY LEFT BLANK

SECTION 11: THIS SECTION INTENTIONALLY LEFT BLANK

CMS-855I (12/18) 19

Section 12: Supporting Documentation Information

■ Required documentation

SECTION 12: SUPPORTING DOCUMENTATION INFORMATION

This section lists the documents that, if applicable, must be submitted with this completed enrollment application. If you are enrolling for the first time, or reactivating or revalidating your enrollment you must submit applicable documents. When reporting a change of information, only submit documents that applicable the change reported. Your designated Medicare Administrative Contractor (MAC) may request, at any time during the enrollment process, documentation to support or validate information reported on this application. In addition, your designated MAC may also request documents from you other than those identified in this section as are necessary to ensure correct billing of Medicare.

- ☐ Completed Form CMS-855R, Individual Reassignment of Medicare Benefits, if you render services in a group/clinic or other health care organization setting, or for individual practitioners to whom you will be reassigning benefits.
- ☐ Copy(s) of all final adverse legal action documentation (e.g., notifications, resolutions, and reinstatement letters).

- ☐ Completed Form CMS-460, Medicare Participating Physician or Supplier Agreement.

NOTE: The CMS-460 must be submitted for all initial enrollments or reactivations only if you want to be a Participating Practitioner in Medicare.

- ☐ Completed Form CMS-588, Electronic Funds Transfer Authorization Agreement. Include a voided check or bank letter.

NOTE: If you currently receive payments electronically and are not making a change to your banking information, the CMS-588 is not required. Physicians and non-physician practitioners who are reassigning all of their payments to a group/clinic or other health care organization are not required to submit the CMS-588.

- ☐ If Medicare payments due to you are being sent to a bank (or similar financial institution) where you have a lending relationship (that is, any type of loan), you must provide a statement in writing from the bank (which must be in the loan agreement) that the bank has agreed to waive its right of offset for Medicare receivables.

- ☐ Written confirmation from the IRS confirming your Tax Identification Number and Legal Business Name provided in section 4A (e.g., IRS form CP-575).

NOTE: This information is needed if the applicant is enrolling their professional corporation, professional association, or limited liability corporation with this application or enrolling as a sole proprietor using an Employer Identification Number.

NOTE: Government-owned entities do not need to provide an IRS Form 501(c)(3).

- ☐ Written confirmation from the IRS if your business is registered as a Limited Liability Company (LLC), including single member LLCs, confirming your LLC is automatically classified as a Disregarded Entity (e.g., IRS Form 8832).

NOTE: A Disregarded Entity is an eligible entity that is not treated as a separate entity from its single owner for income tax purposes.

- ☐ Copy of IRS Determination Letter if you are registered with the IRS as non-profit (e.g., IRS Form 501(c)(3)).

NOTE: Government-owned entities do not need to provide an IRS Form 501(c)(3).

Section 13: Contact Person Information

- Check the appropriate box if individual listed in section 2A is the designated contact person
- Copy and complete section for each contact person
 - If add or remove, furnish effective date
 - Contact will be authorized to discuss issues concerning enrollment only
 - First contact person listed will receive acknowledge notice and be notified if any additional information is needed by email

SECTION 13: CONTACT PERSON INFORMATION (Optional)			
If questions arise during the processing of this application, your designated MAC will contact the individual reported below.			
<input type="checkbox"/> Contact the individual listed in section 2A of this application as the designated contact person.			
<input type="checkbox"/> Change <input type="checkbox"/> Add <input type="checkbox"/> Remove Effective Date (mm/dd/yyyy): _____			
First Name	Middle Initial	Last Name	Jr., Sr., MD., etc.
Contact Person Address Line 1 (Street Name and Number)			
Contact Person Address Line 2 (Suite, Room, Apt. #, etc.)			
City/Town		State	ZIP Code + 4
Telephone Number	Fax Number (if applicable)	E-mail Address (if applicable)	
<small>NOTE: The Contact Person listed in this section will only be authorized to discuss issues concerning this or any other enrollment application. Your designated MAC will not discuss any other Medicare issues about you with the above Contact Person.</small>			
CMS-855i (12/18)		21	

Section 14: Penalties for Falsifying Information on this Application

- Explains penalties for deliberately falsifying information on this application to gain or maintain enrollment in the Medicare Program

SECTION 14: PENALTIES FOR FALSIFYING INFORMATION ON THIS APPLICATION

This section explains the penalties for deliberately furnishing false information in this application to gain or maintain enrollment in the Medicare program.

1. 18 U.S.C. section 1001 authorizes criminal penalties against an individual who, in any matter within the jurisdiction of any department or agency of the United States, knowingly and willfully falsifies, conceals or covers up by any trick, scheme or device a material fact, or makes any false, fictitious, or fraudulent statements or representations, or makes any false writing or document knowing the same to contain any false, fictitious or fraudulent statement or entry. Individual offenders are subject to fines of up to \$250,000 and imprisonment for up to five years. Offenders that are organizations are subject to fines of up to \$500,000 (18 U.S.C. section 3571). section 3571(d) also authorizes fines of up to twice the gross gain derived by the offender if it is greater than the amount specifically authorized by the sentencing statute.
2. Section 11288(a)(1) of the Social Security Act authorizes criminal penalties against any individual who, "knowingly and willfully," makes or causes to be made any false statement or representation of a material fact in any application for any benefit or payment under a federal health care program. The offender is subject to fines of up to \$25,000 and/or imprisonment for up to five years.
3. The Civil False Claims Act, 31 U.S.C. § 3729, imposes civil liability, in part, on any person who, with actual knowledge, deliberate ignorance or reckless disregard of truth or falsity (a) presents or causes to be presented to the United States Government or its contractor or agent a false or fraudulent claim for payment or approval; (b) uses or causes to be used a false record or statement material either to a false or fraudulent claim or to an obligation to pay the Government; (c) conceals or improperly avoids or decreases an obligation to pay or transmit money or property to the Government; or (d) conspires to violate any provision of the False Claims Act. The False Claims Act imposes a civil penalty of between \$5,000 and \$10,000 per violation, as adjusted for inflation by the Federal Civil Penalties Inflation Adjustment Act, 28 U.S.C. 2461, plus three times the amount of damages sustained by the Government.
4. Section 1128A(a)(1) of the Social Security Act imposes civil liability, in part, on any person (including an organization, agency or other entity) that knowingly presents or causes to be presented to an officer, employee, or agent of the United States, or of any department or agency thereof, or of any state agency...a claim...that the Secretary determines is for a medical or other item or service that the person knows or should know:
 - a) was not provided as claimed; and/or
 - b) the claim is false or fraudulent.This provision authorizes a civil monetary penalty of up to \$10,000 for each item or service, an assessment of up to three times the amount claimed, and exclusion from participation in the Medicare program and state health care programs.
5. 18 U.S.C. 1035 authorizes criminal penalties against individuals in any matter involving a health care benefit program who knowingly and willfully falsifies, conceals or covers up by any trick, scheme, or device a material fact; or makes any materially false, fictitious, or fraudulent statements or representations, or makes or uses any materially false fictitious, or fraudulent statement or entry, in connection with the delivery of or payment for health care benefits, items or services. The individual shall be fined or imprisoned up to 5 years or both.
6. 18 U.S.C. 1347 authorizes criminal penalties against individuals who knowingly and willfully execute, or attempt, to execute a scheme or artifice to defraud any health care benefit program, or to obtain, by means of false or fraudulent pretenses, representations, or promises, any of the money or property owned by or under the control of any, health care benefit program in connection with the delivery of or payment for health care benefits, items, or services. Individuals shall be fined or imprisoned up to 10 years or both. If the violation results in serious bodily injury, an individual will be fined or imprisoned up to 20 years, or both. If the violation results in death, the individual shall be fined or imprisoned for any term of years or for life, or both.
7. The United States Government may assert common law claims such as "common law fraud," "money paid by mistake," and "unjust enrichment." Remedies include compensatory and punitive damages, restitution, and recovery of the amount of the unjust profit.

Section 15: Certification Statement and Signature

- A: Certification Statement
 - Medicare requirements providers must meet and maintain in order to bill Medicare
 - By signing the form the individual provider agrees to adhere to the requirements listed
- B: Signature and Date
 - Signed only by the Individual provider
 - Must be original signature in ink
 - Stamped signatures are not acceptable

SECTION 15: CERTIFICATION STATEMENT AND SIGNATURE

As an individual practitioner, you are the only person who can sign this application. The authority to sign the application on your behalf may not be delegated to any other person.

The Certification Statement contains certain standards that must be met for initial and continuous enrollment in the Medicare program. Review these requirements carefully.

By signing this Certification Statement, you agree to adhere to all of the requirements listed therein and acknowledge that you may be denied entry into or have your billing privileges revoked from the Medicare program if any requirements are not met.

A. CERTIFICATION STATEMENT

You **MUST SIGN AND DATE** the certification statement below in order to be enrolled in the Medicare program. In doing so, you are attesting to meeting and maintaining the Medicare requirements stated below.

Under the penalty of perjury, I, the undersigned, certify to the following:

1. I have read the contents of this application, and the information contained herein is true, correct, and complete. If I become aware that any information in this application is not true, correct or complete, I agree to notify my designated Medicare Administrative Contractor of this fact in accordance with the time frames established in 42 C.F.R. section 424.516.
2. I authorize the Medicare Administrative Contractor to verify the information contained herein. I agree to notify the Medicare Administrative Contractor of any change in practice location, final adverse legal action, or any other changes to the information in this form in accordance with the timeframes established in 42 C.F.R. section 424.516. I understand that any change to my status as an individual practitioner may require the submission of a new application. I understand that any change in the business structure of my private practice may require the submission of a new application.
3. I have read and understand the Penalties for Falsifying Information, as printed in this application. I understand that any deliberate omission, misrepresentation, or falsification of any information contained in this application or contained in any communication supplying information to Medicare, or any deliberate alteration of any text on this application, may be punishable by criminal, civil, or administrative penalties including, but not limited to, the denial or revocation of Medicare billing privileges, and/or the imposition of fines, civil damages, and/or imprisonment.
4. I agree to abide by the Medicare laws, regulations and program instructions that apply to me or to the organization listed in section 4A of this application. The Medicare laws, regulations, and program instructions are available through the Medicare Administrative Contractor. I understand that payment of a claim by Medicare is conditioned upon the claim and the underlying transaction complying with such laws, regulations and program instructions (including, but not limited to, the Federal Anti-Kickback Statute, 42 U.S.C. section 1320a-7b(b) (section 11288(b) of the Social Security Act) and the Physician Self-Referral Law (Stark Law), 42 U.S.C. section 1395nn (section 1877 of the Social Security Act)).
5. Neither I, nor any managing employee reported in this application, is currently sanctioned, suspended, debarred or excluded by Medicare or a State Health Care Program (e.g., Medicaid program), or any other Federal program, or is otherwise prohibited from providing services to Medicare or other federal program beneficiaries.
6. I agree that any existing or future overpayment made to me, or to my business as reported in section 4A, by the Medicare program, may be recouped by Medicare through the withholding of future payments.
7. I understand that the Medicare identification number (PTAN) issued to me can only be used by me or by a Medicare enrolled provider or supplier to whom I have reassigned my benefits under current Medicare regulations when billing for services rendered by me.
8. I will not knowingly present or cause to be presented a false or fraudulent claim for payment by Medicare and will not submit claims with deliberate ignorance or reckless disregard of their truth or falsity.
9. I further certify that I am the individual practitioner who is applying for Medicare billing privileges and the signature below is my signature.

B. SIGNATURE AND DATE

First Name (Print)	Middle Initial	Last Name (Print)	Jr., Sr., M.D., etc.
Practitioner Signature (First, Middle, Last Name, Jr., Sr., M.D., etc.)			Date Signed (mm/dd/yyyy)

In order to process this application it **MUST** be signed and dated.

CMS-855i (12/18)

23

Medicare Supplier Enrollment Application Privacy Act Statement

DEPARTMENT OF HEALTH AND HUMAN SERVICES
CENTERS FOR MEDICARE & MEDICAID SERVICES

MEDICARE SUPPLIER ENROLLMENT APPLICATION PRIVACY ACT STATEMENT

The Authority for maintenance of the system is given under provisions of sections 1102(a) (Title 42 U.S.C. 1302(a)), 1128 (42 U.S.C. 1320a-7), 1814(a) (42 U.S.C. 1395f(a)(1)), 1815(a) (42 U.S.C. 1395g(a)), 1833(e) (42 U.S.C. 1395i(3)), 1871 (42 U.S.C. 1395hh), and 1886(d)(5)(F), (42 U.S.C. 1395ww(d)(5)(F) of the Social Security Act; 1842(r) (42 U.S.C. 1395u(r)); section 1124(a)(1) (42 U.S.C. 1320a-3(a)(1)), and 1124A (42 U.S.C. 1320a-3a), section 4313, as amended, of the BBA of 1997; and section 31001(i) (31 U.S.C. 7701) of the DCIA (Pub. L. 104-134), as amended.

The information collected here will be entered into the Provider Enrollment, Chain and Ownership System (PECOS).

PECOS will collect information provided by an applicant related to identity, qualifications, practice locations, ownership, billing agency information, reassignment of benefits, electronic funds transfer, the NPI and related organizations. PECOS will also maintain information on business owners, chain home offices and provider/chain associations, managing/directing employees, partners, authorized and delegated officials, supervising physicians of the supplier, ambulance vehicle information, and/or interpreting physicians and related technicians. This system of records will contain the names, social security numbers (SSN), date of birth (DOB), and employer identification numbers (EIN) and NPIs for each disclosing entity, owners with 5 percent or more ownership or control interest, as well as managing/directing employees. Managing/directing employees include general manager, business managers, administrators, directors, and other individuals who exercise operational or managerial control over the provider/supplier. The system will also contain Medicare identification numbers (i.e., CCN, PTAN and the NPI), demographic data, professional data, past and present history as well as information regarding any adverse legal actions such as exclusions, sanctions, and felonious behavior.

The Privacy Act permits CMS to disclose information without an individual's consent if the information is to be used for a purpose that is compatible with the purpose(s) for which the information was collected. Any such disclosure of data is known as a "routine use." The CMS will only release PECOS information that can be associated with an individual as provided for under Section III "Proposed Routine Use Disclosures of Data in the System." Both identifiable and non-identifiable data may be disclosed under a routine use. CMS will only collect the minimum personal data necessary to achieve the purpose of PECOS. Below is an abbreviated summary of the six routine uses. To view the routine uses in their entirety go to: <https://www.cms.gov/Research-Statistics-Data-and-Systems/Computer-Data-and-Systems/Privacy/Downloads/0532-PECOS.pdf>.

1. To support CMS contractors, consultants, or grantees, who have been engaged by CMS to assist in the performance of a service related to this collection and who need to have access to the records in order to perform the activity.
2. To assist another Federal or state agency, agency of a state government or its fiscal agent to:
 - a. Contribute to the accuracy of CMS's proper payment of Medicare benefits,
 - b. Enable such agency to administer a Federal health benefits program that implements a health benefits program funded in whole or in part with federal funds, and/or
 - c. Evaluate and monitor the quality of home health care and contribute to the accuracy of health insurance operations.
3. To assist an individual or organization for research, evaluation or epidemiological projects related to the prevention of disease or disability, or the restoration or maintenance of health, and for payment related projects.
4. To support the Department of Justice (DOJ), court or adjudicatory body when:
 - a. The agency or any component thereof, or
 - b. Any employee of the agency in his or her official capacity, or
 - c. Any employee of the agency in his or her individual capacity where the DOJ has agreed to represent the employee, or
 - d. The United States Government, is a party to litigation and that the use of such records by the DOJ, court or adjudicatory body is compatible with the purpose for which CMS collected the records.
5. To assist a CMS contractor that assists in the administration of a CMS administered health benefits program, or to combat fraud, waste, or abuse in such program.
6. To assist another Federal agency to investigate potential fraud, waste, or abuse in, a health benefits program funded in whole or in part by Federal funds.

The applicant should be aware that the Computer Matching and Privacy Protection Act of 1988 (PL 100-503) amended the Privacy Act, 5 U.S.C. section 552a, to permit the government to verify information through computer matching.

PRA Disclosure Statement

According to the Paperwork Reduction Act of 1995, no persons are required to respond to a collection of information unless it displays a valid OMB control number. The valid OMB control number for this information collection is 0938-1355 (Expires 12/2021). The time required to complete this information collection is estimated to average 0.5 - 3 hours per response, including the time to review instructions, search existing data resources, gather the data needed, and complete and review the information collection. If you have comments concerning the accuracy of the time estimate(s) or suggestions for improving this form, please write to: CMS, 7500 Security Boulevard, Attn: PRA Reports Clearance Officer, Mail Stop C4-26-05, Baltimore, Maryland 21244-1850.

****CMS Disclosure**** Please do not send applications, claims, payments, medical records or any documents containing sensitive information to the PRA Reports Clearance Office. Please note that any correspondence not pertaining to the information collection burden approved under the associated OMB control number listed on this form will not be reviewed, forwarded, or retained. If you have questions or concerns regarding where to submit your documents, please visit <http://www.cms.gov/MedicareProviderSupEnroll>.

CMS-8551 (12/18)

24

Supporting Documentation

Key Documents

- The following key documents are required when applicable
 - CMS-588 Electronic Funds Transfer Authorization Agreement and voided check or bank letter
 - IRS CP-575, IRS 147c or other written IRS document with legal business name and TIN or EIN confirmation
 - National certification
 - Final adverse legal action documentation and resolution

Process After Submission

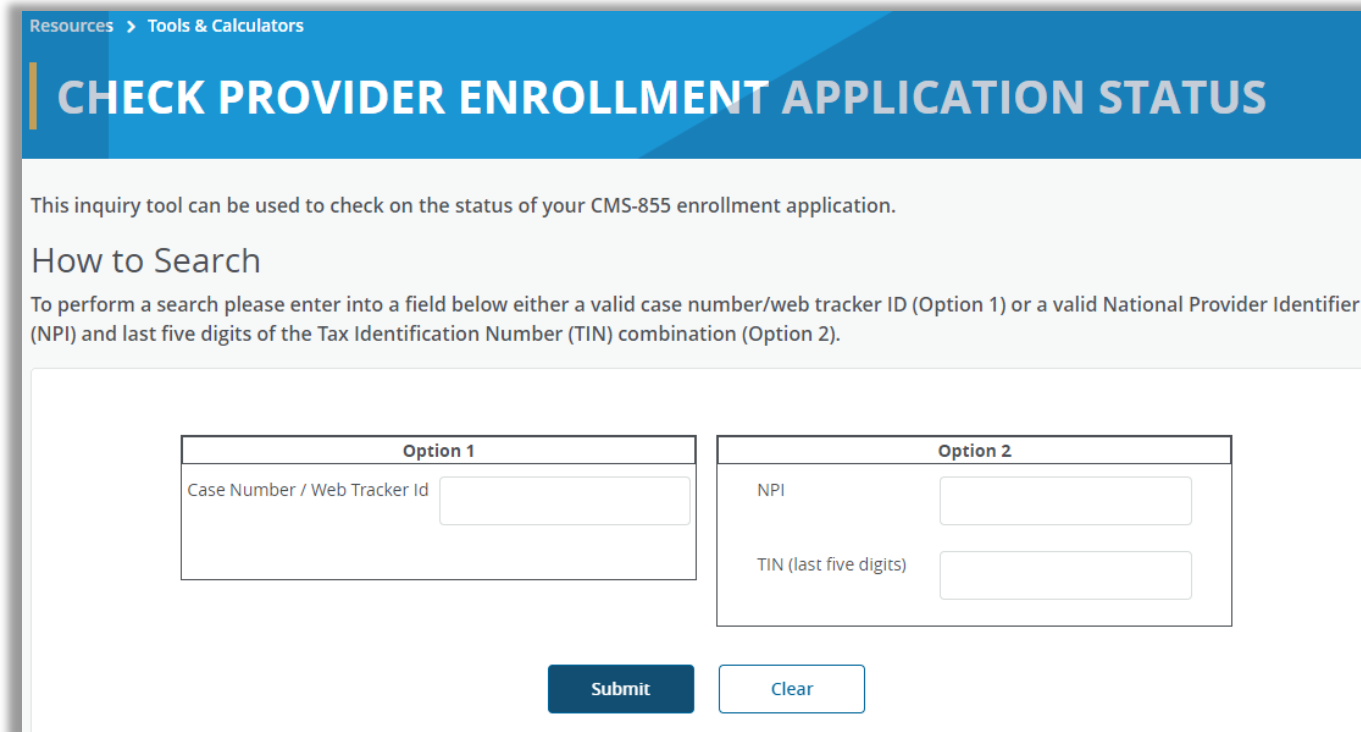
After Submission

- Contact person on application will receive by email
 - Acknowledgement Notice
 - ✓ Add to safe sender list
 - NGS-PE-Communications@elevancehealth.com
 - Development requests for additional information
 - ✓ Respond within 30 days
 - Response letter
 - ✓ Deactivation for incomplete/no response to development request
 - ✓ Approval

Check Application Status

Check Application Status Tool

- Go to [our website](#) > Resources > Tools & Calculators > [Check Provider Enrollment Application Status](#)



The screenshot shows a web interface for checking provider enrollment status. At the top, a blue header bar contains the breadcrumb 'Resources > Tools & Calculators' and the title 'CHECK PROVIDER ENROLLMENT APPLICATION STATUS'. Below the header, a light gray box contains the text: 'This inquiry tool can be used to check on the status of your CMS-855 enrollment application.' and 'How to Search'. Below this, a white box contains two search options. Option 1 is a single input field for 'Case Number / Web Tracker Id'. Option 2 consists of two input fields: 'NPI' and 'TIN (last five digits)'. At the bottom of the form are two buttons: 'Submit' (dark blue) and 'Clear' (light blue).

Resources > Tools & Calculators

CHECK PROVIDER ENROLLMENT APPLICATION STATUS

This inquiry tool can be used to check on the status of your CMS-855 enrollment application.

How to Search

To perform a search please enter into a field below either a valid case number/web tracker ID (Option 1) or a valid National Provider Identifier (NPI) and last five digits of the Tax Identification Number (TIN) combination (Option 2).

Option 1	Option 2
Case Number / Web Tracker Id <input type="text"/>	NPI <input type="text"/>
	TIN (last five digits) <input type="text"/>

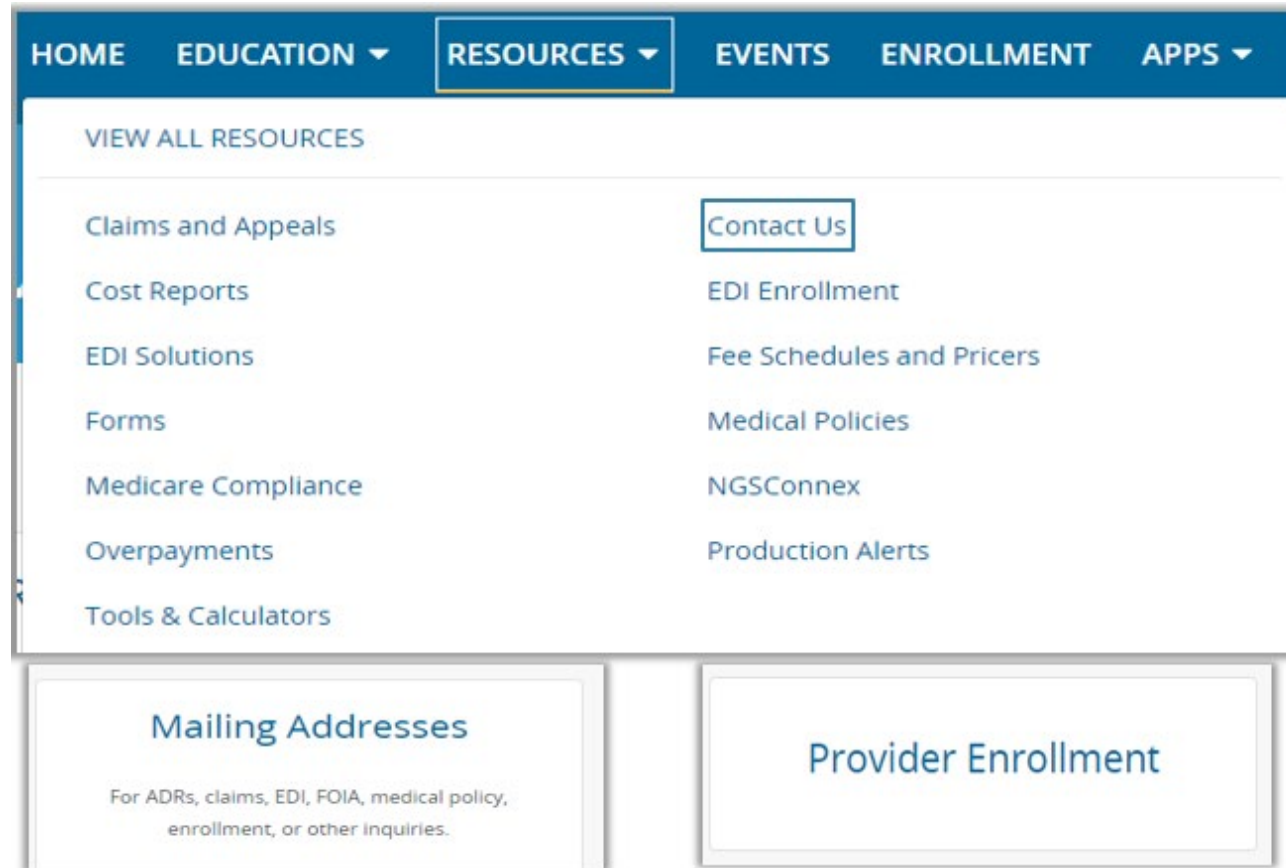
Check Application Status: IVR System

- IVR system

- [Our website](#) > Resources > Contact Us > Interactive Voice Response System
- IVR will request following information after selecting Provider Enrollment
 - ✓ Case number/web tracker ID; or
 - ✓ National Provider Identifier (NPI) and Tax Identification Number (TIN of group) or Social Security Number (SSN of individual)

Resources

NGS Website



Additional Links

- [Prevent Revalidation Processing Delays](#)
- [Supporting Documentation Required for Enrollment Revalidations](#)

Questions?

Thank you! A follow-up email will be sent to attendees with the Medicare University Course Code.



medicare **mobile**

Text NEWS to 37702; Text GAMES to 37702



youtube.com/ngsmedicare