

How to Avoid Duplicate Claim Denials

11/23/2021



Today's Presenters

- Michelle Coleman, CPC
 - Provider Outreach and Education Consultant
- Arlene Dunphy, CPC
 - Provider Outreach and Education Consultant

Disclaimer

National Government Services, Inc. has produced this material as an informational reference for providers furnishing services in our contract jurisdiction. National Government Services employees, agents, and staff make no representation, warranty, or guarantee that this compilation of Medicare information is error-free and will bear no responsibility or liability for the results or consequences of the use of this material. Although every reasonable effort has been made to assure the accuracy of the information within these pages at the time of publication, the Medicare Program is constantly changing, and it is the responsibility of each provider to remain abreast of the Medicare Program requirements. Any regulations, policies and/or guidelines cited in this publication are subject to change without further notice. Current Medicare regulations can be found on the [CMS website](#).

No Recording

- Attendees/providers are **never** permitted to record (tape record or **any** other method) our educational events
 - This applies to our webinars, teleconferences, live events and any other type of National Government Services educational events

Objectives

- Reduce duplicate claim submissions

Agenda

- How to Avoid Duplicate Submissions
- Proper Use of Repeat Modifiers
- Reopening Versus Redetermination
- Additional Documentation Request (ADR)
- Resources

Elements Compared to Identify an Exact Duplicate

- MBI or provider number
- From date of service
- Through date of service
- Type of service
- Procedure code
- Place of service
- Billed amount

Submitting Duplicate Claims

- May delay payment
- Increases administrative costs to the Medicare Program
- Could be identified as an abusive biller; or
- May result in an investigation for fraud if a pattern of duplicate billing is identified

Tip to Avoiding Denials

- Check your remittance advice for previously posted claim
- Verify reason initial claim was denied
- Don't just resubmit to correct a denial
- Use the IVR or NGSConnex to check on current claim status
- Allow 30 days from the receipt date
- Make sure your billing service/clearinghouse is waiting the appropriate time frame

Correct Process for Unpaid Claims

- Payment that has not been received after 30 days and there is concern follow the below steps
 - Verify claim status
 - Call the IVR system
 - Access NGSConnex
 - If IVR or NGSConnex cannot find the claim, call the PCC
 - Electronic submitters should check their EDI reports to verify which claims were received and accepted or rejected, contact
 - JK EDI: 888-379-9132
 - J6 EDI: 877-273-4334

Contact Information

- Accessing our NGSConnex provider portal
 - NGSConnex is available 24/7
 - Information obtained from the local system is only available
 - Monday–Friday: 6:00 a.m.–7:00 p.m. ET
 - Saturday: 7:00 a.m.–3:00 p.m. ET
- Accessing the IVR
 - JK: 877-869-6504 J6: 877-908-9499
 - Hours of operation
 - Monday–Friday: 6:00 a.m.–7:00 p.m. ET
 - Saturday: 7:00 a.m.–3:00 p.m. ET

NGSConnex

NGSMedicare Homepage



Access NGSMedicare

NGSMedicare gives you access to the latest Medicare education and a wide variety of Medicare tools.

I am a...



Please select



Enter

Log into NGSConnex

NGSConnex, is your free, secure self-service portal to obtain beneficiary eligibility, claim status & more....saving you time and money!

User ID

Password/Temporary Password

Enter



NGSConnex

- Free, secure, web-based application
 - Submit claims
 - Obtain beneficiary eligibility information
 - Submit documents for ADRs including medical review
 - Initiate and check status of redeterminations, reopenings and reconsideration requests
 - View claim overlap/duplicate claims

NGSConnex Resources

- NGS Medicare YouTube
 - What Is NGSConnex?
 - NGSConnex Basic Functionality Overview
- NGSConnex web page
 - Central location for all resources, located under the Provider Resources tab, offers information from registration to navigation
- [NGSConnex User Guide](#)

Part B IVR Releases Details On Overlapping Claims

- Claim Details Option 2 will provide overlapping claim details when your claim denies due to an overlapping Medicare Part A claim
- This new functionality will inform you the claim denied due to an overlapping inpatient claim, SNF stay, home health episode of care or hospice claim and you can obtain additional details without contacting the Provider Contact Center
- Obtain this additional information by selecting “Claim Status” option then say “Claim Details.” The IVR will provide the from and to date of service for the overlapping claim and NPI of facility associated with overlapping claim
- For further details, please refer to the [Part B Provider Interactive Voice Response User Guide](#)

Claim Overlap/Duplicate

- If an overlapping claim is found in CWF, click the enabled **Claim Overlap** button and the following information will display:
 - Claim Type, Start Date, Facility Type and NPI

Claim Line Detail

Claim Overlap

Get Duplicate Rend-NPI

Modifier 1:

Modifier 2:

Modifier 3:

Modifier 4:

Denial Reason: 457 - Patient is enrolled in a Hospice.

Provider PTAN:

Rendering Provider NPI:

Rendering Provider PTAN:

Duplicate Claim Number:

Duplicate Claim Number NPI:

Claim Overlap

Claim Type	Start Date	Facility Type	NPI
Hospice	<input type="text"/>	<input type="text"/>	<input type="text"/>
Inpatient	<input type="text"/>	<input type="text"/>	<input type="text"/>

- If a duplicate claim is found in CWF, Click the enabled **Get Duplicate Rend-NPI** button and the following information will display:
 - NPI for duplicate claim

Claim Overlap/Duplicate


The screenshot shows a web form titled "Claim Line Detail" with a "1 of 4" indicator. The form contains several input fields and buttons. The "Claim Overlap" button is highlighted with a red box. Below it are four "Modifier" fields (Modifier 1 through Modifier 4). To the right of these are fields for "Provider PTAN", "Rendering Provider NPI", and "Rendering Provider PTAN". Below these is a "Duplicate Claim Number" field. At the bottom left, the "Denial Reason" is listed as "338 - Exact duplicate claim/service". At the bottom right, the "Duplicate Claim Number NPI" field is highlighted with a red box and contains the value "999999999".

Claim Line Detail		1 of 4
Claim Overlap	Get Duplicate Rend-NPI	
Modifier 1:		Provider PTAN:
Modifier 2:		Rendering Provider NPI:
Modifier 3:		Rendering Provider PTAN:
Modifier 4:		Duplicate Claim Number:
Denial Reason: 338 - Exact duplicate claim/service	Duplicate Claim Number NPI	999999999

Note: If there are no overlapping or duplicate claims found in CWF the **Claim Overlap** and **Get Duplicate Rend-NPI** buttons will be disabled.


Remittance Remark Codes


NGSconnect Subscribe for Email Updates Pa


 **HOME** **EDUCATION** **RESOURCES** **EVENTS** **ENROLLMENT** **APPS**


VIEW ALL EDUCATION

- Help And FAQs
- Medicare Arcade
- Medicare Topics
- News
- Specialties
- Manuals
- Medicare Monthly Review
- Medicare University
- POE Advisory Group

 **Medical Policy**
Find LCDs and related bi articles

 **Claims and Appeals**
Learn about claims, top errors, fees, MBI and appeals

 **Overpayments**
Repayment schedules, and post-pay adjustment

 **Mec Fr**

Helpful Links

[American Medical Association](#)

[CMS Helpful Links](#)

[Coordination of Benefits](#)

[DME MAC Jurisdiction A](#)

[DME MAC Jurisdiction B](#)

[DME MAC Jurisdiction C](#)

[DME MAC Jurisdiction D](#)

[Internet-only Manuals](#)

[Medicare Remit Easy Print](#)

[National Correct Coding Initiative Edits](#)

[NGSMedicare Crosswalk Reference](#)

[NPPES](#)

[Remittance Advice Codes](#)

[USA.gov](#)

Duplicate Error Messages

- OA 18 – Duplicate claim/service
 - N20
 - Service not payable with other service rendered on the same date
 - N347
 - Your claim for a referred or purchased service cannot be paid because payment has already been made for this same service to another provider by a payment contractor representing the payer
 - M86
 - Service denied because payment already made for same/similar procedure within set time frame

RARC	Description	Resolution
N20	Service not payable with other service rendered on the same date.	<p>Service not payable with other service rendered on the same date.</p> <p>The cost of care before and after the surgery or procedure is included in the approved amount for that service.</p> <p>An evaluation and management service has been billed during the global period.</p> <p>For a “major surgery” the global period is 90 days. Consult our Global Surgery article to determine which (if any) of the situations described fits your scenario.</p> <p>If appropriate, request a reopening of your claim to append a modifier and/or correcting your procedure code or other details on the claim.</p>

RARC	Description	Resolution
N347	<p>Your claim for a referred or purchased service cannot be paid because payment has already been made for this same service to another provider by a payment contractor representing the payer.</p>	<p>Modifier 91 is used to indicate a repeat laboratory procedural service on the same day to obtain subsequent reportable test values. The physician may need to indicate that a lab procedure or service was distinct or separate from other lab services performed on the same day. This may indicate that a repeat clinical diagnostic laboratory test was distinct or separate from a lab panel or other lab services performed on the same day, and was performed to obtain subsequent reportable test values.</p> <p>Multiple laboratory services provided to a patient on one day by the same provider may appear to be incorrectly coded, when in fact the services may have been performed as reported. Because these circumstances cannot be easily identified, modifier 91 was established to permit claims of such a nature to bypass correct coding edits. The addition of this modifier to a laboratory procedure code indicates a repeat test or procedure on the same day.</p>

RARC	Description	Resolution
M86	Service denied because payment already made for same/similar procedure within set time frame.	<p>Physicians in the same group practice who are in the same specialty must bill and be paid as though they were a single physician. When more than one E/M service is provided to the same patient on the same date by more than one physician in the same specialty in the same group, only one E/M service may be reported unless the E/M services are for unrelated problems. Physicians in the same group practice but who are in different specialties or subspecialties may bill and be paid without regard to their membership in the same group.</p> <p><i>Evaluation and Management</i> <i>Evaluation & Management Documentation Training Tool</i></p>

Proper Use of Repeat Modifiers

Repeat Modifiers

- Modifier 76
 - Repeat procedure by the same physician
- Appropriate use
 - Same procedure or service performed on the same day
 - On a procedure code in which quantity or number of units cannot be billed
 - List procedure code on the first line, and then again with modifier 76 (second line item)
 - Second line item will have the appropriate quantity billed amount
- Inappropriate usage
 - Do not add to each line of service
 - Do not use for repeat services due to equipment or other technical failure
 - Do not use for services repeated for quality control purposes
 - Modifier 76 cannot be used with an E/M code

Repeat Modifiers

- **Modifier 77**
 - Repeat procedure by another physician
- **Appropriate use**
 - Add to the professional component of an X-ray or EKG procedure when
 - A different physician repeats the reading because another physician's expertise is needed
 - When the patient has two or more tests and more than one physician provides the interpretation and report
 - Add when billing for multiple services on a single day and the service cannot be quantity billed
- **Inappropriate usage**
 - Do not add when billing for multiple services considered bundled based on NCCI edits
 - Modifier 77 cannot be used with an E/M code

Example Modifier 76

- Example

- A provider received a duplicate denial on 6/22/2021 and on 6/30/2021 for CPT 71045 (chest X-ray) with billed date of service of 5/14/2021
- Both claims were billed for same patient, same provider, and same date of service, same charge, same CPT code, and same units, without a modifier

76/77 Modifier Example

■ Billing of Modifier

- 76 – repeat procedure or service by the same physician or other qualified health care professional
- 77 – repeat procedure or service by another physician or other qualified health care professional

19. ADDITIONAL CLAIM INFORMATION (Designated by NUCC)																			
Different times of the day																			
24. A. DATE(S) OF SERVICE						B.	C.	D. PROCEDURES, SERVICES, OR SUPPLIES				E.	F.	G.	H.	I.	J.		
From To						PLACE OF SERVICE	EMG	(Explain Unusual Circumstances)				DIAGNOSIS POINTER	\$ CHARGES	DAYS OR UNITS	EPSDT Family Plan	ID. QUAL.	RENDERING PROVIDER ID. #		
MM	DD	YY	MM	DD	YY			CPT/HCPCS	MODIFIER										
						11		71045				A	200.00	1		NPI	111111111		
						11		71045	76				200.00	1		NPI	111111111		
24. A. DATE(S) OF SERVICE						B.	C.	D. PROCEDURES, SERVICES, OR SUPPLIES				E.	F.	G.	H.	I.	J.		
From To						PLACE OF SERVICE	EMG	(Explain Unusual Circumstances)				DIAGNOSIS POINTER	\$ CHARGES	DAYS OR UNITS	EPSDT Family Plan	ID. QUAL.	RENDERING PROVIDER ID. #		
MM	DD	YY	MM	DD	YY			CPT/HCPCS	MODIFIER										
						11		71045				A	200.00	1		NPI	111111111		
						11		71045	77				200.00	1		NPI	222222222		
25. FEDERAL TAX I.D. NUMBER						SSN EIN		26. PATIENT'S ACCOUNT NO.				27. ACCEPT ASSIGNMENT?		28. TOTAL CHARGE		29. AMOUNT PAID		30. BALANCE DUE	
												YES NO		\$		\$		\$	
31. SIGNATURE OF PHYSICIAN OR SUPPLIER INCLUDING DEGREES OR CREDENTIALS (I certify that the statements on the reverse apply to this bill and are made a part thereof.)								32. SERVICE FACILITY LOCATION INFORMATION				33. BILLING PROVIDER INFO & PH # ()							
SIGNED								a.				b.				a. 3333333333 b.			

Repeat Modifiers

- **Modifier 91**
 - Repeat clinical diagnostic laboratory test to obtain multiple results
- **Appropriate use**
 - A subsequent medically necessary laboratory test on the same day of the same laboratory test
- **Inappropriate usage**
 - Due to testing problems for the specimen or testing problems of the equipment
 - Rerun of a laboratory test to confirm results
 - When the procedure code describes a series of test

Modifier 91

- CPT 82947 is performed twice on the same day

		11	82947	qw		A	10:00	1	NPI	111111111	
		11	82947	qw	91	A	10:00	1	NPI	111111111	
IN EIN		26. PATIENT'S ACCOUNT NO.		27. ACCEPT ASSIGNMENT? (For govt. claims, see back) YES NO		28. TOTAL CHARGE \$		29. AMOUNT PAID \$		30. BALANCE DUE \$	
31. SIGNATURE OF PHYSICIAN OR SUPPLIER INCLUDING DEGREES OR CREDENTIALS (I certify that the statements on the reverse apply to this bill and are made a part thereof.)		32. SERVICE FACILITY LOCATION INFORMATION				33. BILLING PROVIDER INFO & PH # ()					
SIGNED DATE		a.		b.		a. 3333333333		b.			

Billing Reminders

- Use the most appropriate modifier
- In some cases an anatomical modifier may be the most appropriate modifier
 - FA, F1–F9
 - TA, T1–T9
 - E1–E4
- Submit all services on the same claim
- Enter the number of services on the second line item (Units field or the electronic equivalent)
- Indicate different times of the day or total number of services performed in Item 19 or the electronic equivalent

Modifiers 59/XE/XS/XP/XU

Distinct Procedural Service

- Procedure or service is distinct or separate from other services performed on same day, such as
 - Different session or patient encounter
 - Different procedure or surgery
 - Different anatomic site
 - Separate lesion
 - Separate injury

Modifiers 59/XE/XS/XP/XU

- Appropriate usage
 - Different session or patient encounter, different procedure or surgery, different anatomical site, or separate injury or area of injury
 - Medical record documentation indicates two separate distinct procedures performed on the same day by the same physician
 - Only when there is no other appropriate modifier to use
- Inappropriate usage
 - Not be appended to an E/M service performed on the same date, see modifier 25
 - NCCI modifier table with a modifier indicator of “0”
 - Medical record documentation does not support the separate and distinct status
 - Exact same procedure code was performed twice on the same day, see modifier 76 or 77
 - A more appropriate modifier exists to identify the services

Modifiers 59/XE/XS/XP/XU

- Modifiers should NOT be used unless the proper criteria for use is met
- Documentation in the medical record must satisfy the criteria required by any NCCI PTP-associated modifier
- Modifiers XE, XS, XP and XU were developed to provide greater reporting specificity
- CMS allows modifier 59 or one of the X (ESPU) modifiers on a Column One or Column Two code

Modifiers XE/XS/XP/XU

- XE: Separate Encounter
- XS: Separate Structure
- XP: Separate Practitioner
- XU: Unusual Non-Overlapping Service
- MLN® Fact Sheet: [Proper Use of Modifiers 59 & -X{EPSU}](#)

Modifier Example

- A biopsy was performed on the right arm (CPT 11100) and a lesion was removed from the right hand (CPT 17000)
- NCCI modifier indicator of 1
- Modifier 59 or X(EPSU) can be appended to either code (MM11168)

		* = In existence prior to 1996	Effective Date	Deletion Date *=no data	Modifier 0=not allowed 1=allowed 9=not applicable
Column 1	Column 2				
17000	11100		19970101	*	1

Modifier Example

- Patient had an arthroscopy of the shoulder with rotator cuff repair, (CPT code 29827) bundled on the same day is CPT code 29820, arthroscopy, shoulder, surgical; synovectomy, partial
- If both of these services were performed on the **same shoulder** during the same operative session, CPT 29820 would not be reported
- If CPT 29820 was performed on a different shoulder, use modifiers RT and LT, not modifier 59 or X(EPSU)

Specific Modifiers for Distinct Procedural Services - Helpful Links

- MLN Matters ® [MM11168 Revised: Modification of the MCS Claims Processing System Logic for Modifier 59, XE, XS, XP, and XU Involving the National Correct Coding Initiative \(NCCI\) Procedure to Procedure \(PTP\) Column One and Column Two Codes](#)

Medically Unlikely Edits

- MUEs are developed based on HCPCS/CPT code descriptors, CPT coding instructions, anatomic considerations, established CMS policies, nature of service/procedure, nature of analyte, nature of equipment, prescribing information and clinical judgment
- Established to reduce the paid claims error rate
- Automated prepayment edits
- Do not exist for all HCPCS/CPT codes
- Majority of the edits are publicly available
 - Some are confidential
- Edits are updated quarterly
- An MUE is the maximum units of service that a provider would report under most circumstances
 - Single beneficiary
 - Single date of service

Redetermination/Reopening

- Redetermination

- Analysis of documentation

- Coverage of furnished items and service
 - Medical necessity claim denials
 - Determination on limitation of liability provisions
 - Overpayment determinations

- Reopening

- Correct claim determination; minor errors

- Transposed procedure or diagnosis codes
 - Inaccurate data entry
 - Computer errors
 - Incorrect data items

Redetermination/Reopening

- Redetermination – First level of an appeal
 - Written
 - NGSConnex
- Reopening – Correction to minor, uncomplicated, provider or contractor clerical errors or omissions
 - Telephone
 - Written
 - NGSConnex

Telephone Reopening

- TRU reopenings may be done for
 - Assignment of claims (carrier errors only)
 - Adding/changing ordering/referring/supervising physician
 - Add/change rendering provider
 - POS Changes
 - CLIA certification denials
 - Duplicate denials
 - Medicare Advantage plan denials (clinical trial or hospice only)
 - Modifier GV and GW
 - Fee schedule corrections (carrier error only)
 - MBI corrections (carrier error only)
 - Patient paid amount (carrier error only)
 - MSP (Medicare now primary)
- All other requests need to be done through NGSConnex or in writing

Contacting Telephone Reopening Unit

- Please provide
 - Beneficiary's name
 - Medicare MBI
 - Your name and phone number
 - Provider's full name/PTAN
 - Item or service in question
 - Date(s) of service in question
 - Reason for request

Reopening Versus Redetermination

- Submitting appropriate reopenings and redeterminations is key to faster resolutions
- Reopening Versus Redetermination

APPEALS

About Appeals

Reopening versus Redetermination

Who May File an Appeal?

Levels of Appeals and Time Limits for Filing

Reopenings for Minor Errors and Omissions

What Documents are Needed?

Submit an Appeal Electronically with NGSConnex

Submit an Appeal Electronically via esMD

Get Help Submitting an Appeal Hard Copy

REOPENING VERSUS REDETERMINATION

Understanding your next steps are very important for quick reimbursement and providers are required to know the difference between a reopening or a redetermination.

- **A reopening** is a reprocessing of a claim to fix minor mistakes.
- **A redetermination** is an examination of a claim that includes analysis of documentation.

Providers are encouraged to register for [NGSConnex EXT-2](#). Providers who are registered to use [NGSConnex EXT-2](#), should use this option to submit reopening requests electronically.

This guide distinguishes the differences between a reopening and redetermination. Please review and share this information with anyone in your organization who can benefit from this guide.

Resubmissions

- Inappropriate to resubmit claims
 - **Must submit a reopening or redetermination (depending on the modifier and denial) – DO NOT resubmit claim**
 - **Duplicate denial**
 - Find original denial message and correct billing
- Resubmission overwhelms payment systems
 - Do not set up auto rebills, work with vendor to reset

Additional Documentation Request Reminders

- ADR letters will include detailed instructions
 - Specific time frame to respond
 - Options for submission
 - Mailing
 - Mail the original (includes bar code) and retain a copy for your records
 - Fax
 - Some ADR letters will contain exact fax number
 - Fax to the exact number on the ADR
 - Faxing to an incorrect number will delay processing
- NGSConnex
 - Under My Claims tab
 - Review the list of all claims an ADR was issued
 - Check the status of a ADR

Additional Documentation Request Reminders

- Documentation will be reviewed from 30 to 45 days from the date the documentation is received
- Only send the documentation that is requested (unnecessary documentation will cause delays)
- Claims ADR – 30 days
- MR ADR – 45 days
- [Additional Development/Documentation Request Timeline Calculator](#)

Resources

- Education> Medicare Topics> Modifiers
 - [Repeat Procedures - Modifiers 76 and 77](#)
- MLN® Booklet: [*How to Use the Medicare National Correct Coding Initiative \(NCCI\) Tools*](#)

Resources

- [Part B Provider Interactive Voice Response User Guide](#)
- [Part B Interactive Voice Response Touch-Tone Instructions](#)
- [NGSConnex Resources](#)
- [Reopening Versus Redetermination](#)

Thank You!

- Follow-up email
 - Attendees will be provided a Medicare University Course Code
- Questions?

We're on Twitter!



@NGSMedicare

[Follow us](#)