

Reducing Unprocessable Claim Rejections

3/26/2024

Closed Captioning: *Auto-generated closed captioning is enabled in this course and is at best 70-90% accurate. Words prone to error include specialized terminology, proper names and acronyms.*

Today's Presenters

Provider Outreach and Education Consultants


- Arlene Dunphy, CPC
- Carleen Parker





Disclaimer

National Government Services, Inc. has produced this material as an informational reference for providers furnishing services in our contract jurisdiction. National Government Services employees, agents, and staff make no representation, warranty, or guarantee that this compilation of Medicare information is error-free and will bear no responsibility or liability for the results or consequences of the use of this material. Although every reasonable effort has been made to assure the accuracy of the information within these pages at the time of publication, the Medicare Program is constantly changing, and it is the responsibility of each provider to remain abreast of the Medicare Program requirements. Any regulations, policies and/or guidelines cited in this publication are subject to change without further notice. Current Medicare regulations can be found on the [CMS website](#).



Recording

Attendees/providers are never permitted to record (tape record or any other method) our educational events. This applies to webinars, teleconferences, live events and any other type of National Government Services educational events.

Objective

After today's session, you'll understand the importance of submitting a claim the first time with all the required facts for NGS to process the claim.



Agenda

Claim Requirements

Remittance CARC and RARC

Beneficiary Eligibility

Provider Information

CPT, HCPCS and Modifiers

Claim Requirements

- If claims do not conform to NGS specifications, they will be returned
- NGS' initiative is to reduce the number of unprocessable claims
- Goal is to get your claims accurately processed the first time



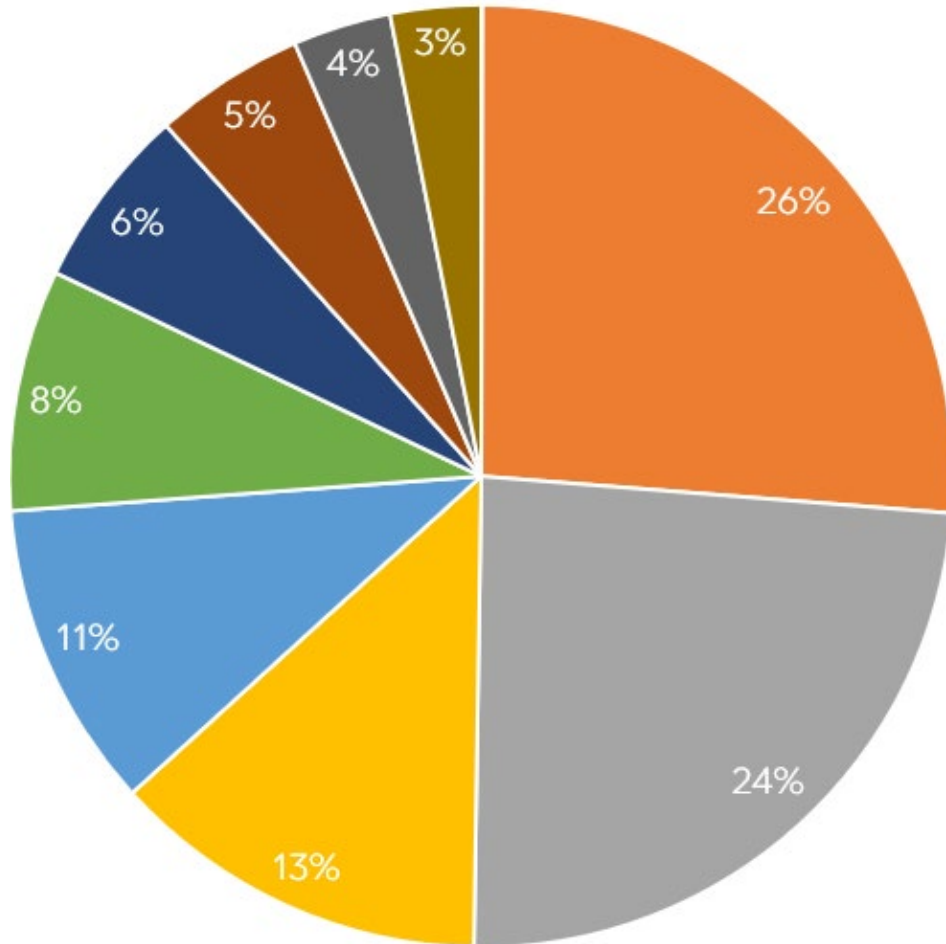
Unprocessable Claims

- Information is
 - Invalid
 - Missing
 - Insufficient
 - Incomplete
- Claims will be rejected
- Must submit a new claim
- No appeal rights granted
- Methods for rejection
 - Remittance advice shows an MA130
 - Additional remark codes used to identify the error
- Paper claims are screened
 - Form letter sent back indicating the error
- Electronic claims
 - Fail initial edits

Remittance Example and References

Code	Description
CO-16	Claim/service lacks information or has submission/billing error(s) which is needed for adjudication. Additional information is supplied using remittance advice remarks codes. Note: Refer to the 835 Healthcare Policy Identification Segment (Loop 2110 Service Payment Information REF)
MOA Code MA27	Missing, incomplete or invalid entitlement number or name shown on the claim submitted
WPC References	<ul style="list-style-type: none">• X12 Claim Adjustment Group Codes• Remittance Advice Remark Codes Reference• Claim Adjustment Reason Code Reference

Q4 2023 J6 and JK Claim Rejection Data



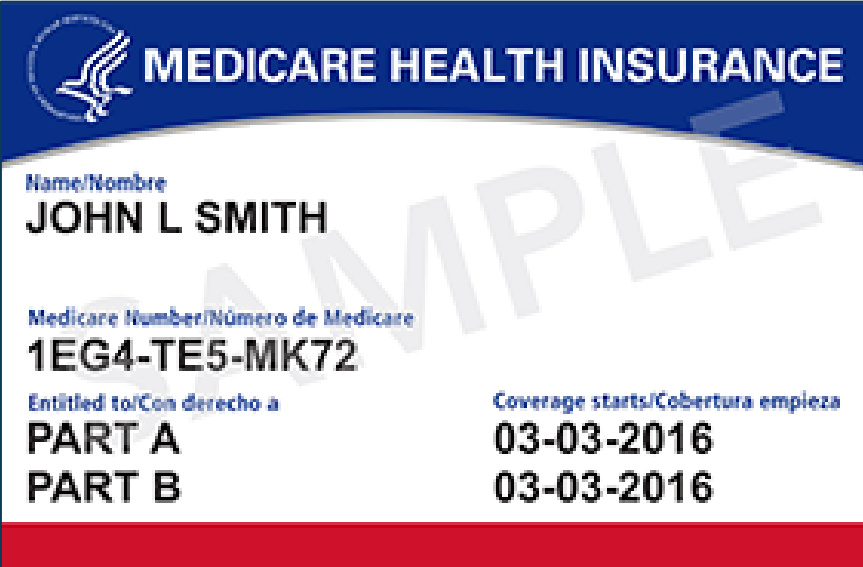
- 26% Patient identifier
- 24% Group and rendering provider
- 13% CPT/HCPCS/Modifiers
- 11% Ordering provider
- 8% Railroad Board (RRB)
- 6% Invalid charge
- 5% Not NGS Jurisdiction
- 4% Date last seen
- 3% Missing documentation



Reducing Claim Rejections for Beneficiary Eligibility

Traditional Beneficiary Eligibility

- PR-31
 - Name or MBI was incorrect or missing
 - Date of death precedes date of service
 - Expenses incurred prior to coverage or after coverage terminated
 - Not covered by Medicare at time patient received services



The image shows a sample Medicare Health Insurance card. The card has a blue header with the Medicare logo and the text "MEDICARE HEALTH INSURANCE". Below the header, the cardholder's name is listed as "JOHN L SMITH". The Medicare Number is "1EG4-TE5-MK72". The card is entitled to "PART A" and "PART B" coverage, both of which start on "03-03-2016". A large "SAMPLE" watermark is overlaid on the card.

MEDICARE HEALTH INSURANCE	
Name/Nombre JOHN L SMITH	
Medicare Number/Número de Medicare 1EG4-TE5-MK72	
Entitled to/Con derecho a PART A	Coverage starts/Cobertura empieza 03-03-2016
PART B	03-03-2016

Railroad Retirement Board Eligibility

MEDICARE HEALTH INSURANCE

Name/Nombre
JOHN L SMITH

Medicare Number/Número de Medicare
1EG4-TE5-MK72

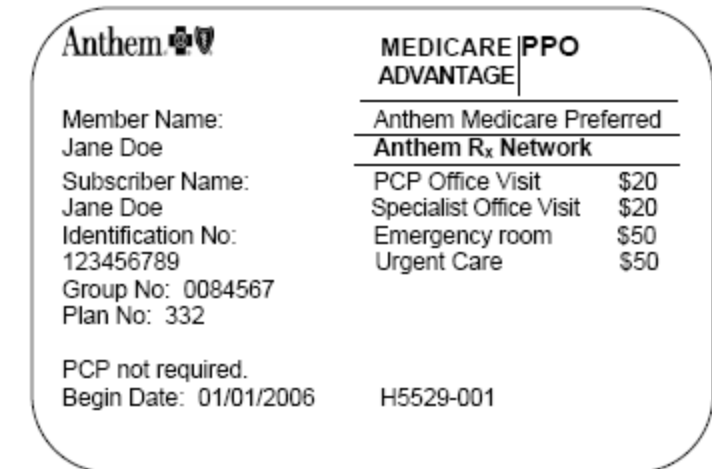
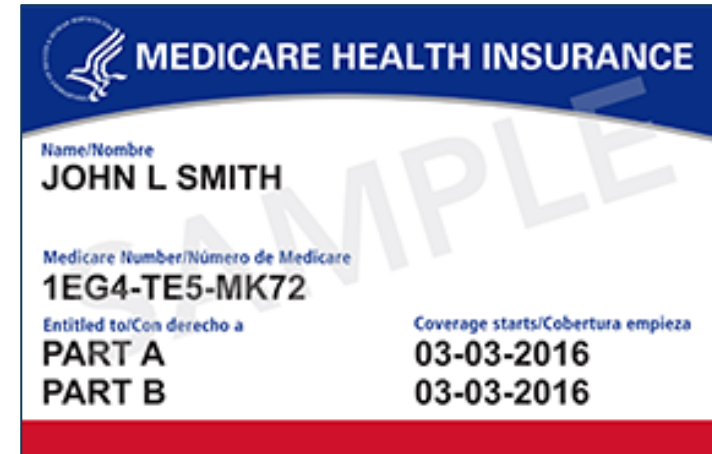
Entitled to/Con derecho a	Coverage starts/Cobertura empieza
HOSPITAL (PART A)	03-01-2016
MEDICAL (PART B)	03-01-2016

RAILROAD RETIREMENT BOARD

- N105
- Misdirected claim for RRB beneficiary
- Submit claims to the RRB carrier
 - Palmetto GBA
P.O. Box 10066
Augusta, GA 30999
866-749-4301

Medicare Advantage Eligibility

- OA-109
 - Yearly open enrollment
 - ✓ Usually October 15th–December 7th
- Private health plans for members' health care and claims must be sent to MA plan
- Screen beneficiaries
- Provider self service
 - IVR or NGSConnex



Interactive Voice Response



Interactive Voice Response Touch-Tone Instructions

Tips for Successful Touch Tone Use

- 1) You cannot combine speech and touch-tone when providing a single element (e.g., you cannot speak the numbers in an Medicare Beneficiary Identifier (MBI) and then enter the alpha character(s) via touch-tone). However, you can switch between speech and touch-tone throughout the call (e.g., speech for beneficiary name and touch-tone for MBI).
- 2) There is no need to wait for a prompt to try touch-tone.
- 3) You are able to press '9' to move to the next topic. Visit www.NCSMedicare.com for interactive voice response (IVR) telephone numbers and complete touch-tone instructions.

Using The IVR Conversion Tool

Visit www.NCSMedicare.com > Provider Resources > Calculators & Tools > Interactive Voice Response Conversion Tools to easily convert the name, Provider Transaction Access Number (PTAN), Medicare numbers (MBI), etc. to touch tone for easy input into the IVR system.

Alpha-Only Touch Tone Entries

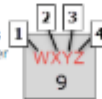
When speaking the beneficiary's name the IVR requires First Name, Last Name. However, when using touch-tone, the IVR requires Last Name, First Initial. For names, you only have to press the button on a telephone keypad that corresponds with the letter. Below are some examples:

Beneficiary Name	Converted Name	Touch Tone
John Doe	DOEJ	3 6 3 5
John St. Doe	STDOEJ	7 8 3 6 3 5
John Doe Jr.	DOEJRJ	3 6 3 5 7 5
John L. Doe Smith	DOESMITHJ	3 6 3 7 6 4 8 4 5

Alpha-Numeric Touch Tone Entries

Use this function to enter elements that contain both alpha and numeric characters.

Each button on a telephone keypad has a corresponding set of letters. Each letter is identified as a 1, 2, 3 or 4 to indicate the position on that key.



To enter a letter, you will need to press a combination of buttons on your telephone keypad.

First, press the * key. Then, press the key the letter appears on. Lastly, press the key corresponding to the position of the letter on that key. Below are some examples:

Alpha-Numeric Example	Touch Tone Entry
123456789B	1 2 3 4 5 6 7 8 9 *2
1EG4TE5MK72	1* 3 2* 4 1 4* 8 1* 3 2 5* 6 1* 5 2 7 2
Q5W5Z5	*1 1 5* 9 1 5* 1 2 5

Touch Tone Combinations for Letters

Letter	Press	Letter	Press
A	*21	N	*62
B	*22	O	*63
C	*23	P	*71
D	*31	Q	*72
E	*32	R	*73
F	*33	S	*74
G	*41	T	*81
H	*42	U	*82
I	*43	V	*83
J	*51	W	*91
K	*52	X	*92
L	*53	Y	*93
M	*61	Z	*94

Medicare IVR Eligibility Check List

Please remember to have your NPI and PTAN and last five digits of your TIN available.

MBI: _____

Patient's First Name: _____ DOB: _____

Patient Last Name: _____

Part A: Effective: _____ Termined: _____

Part B: Effective: _____ Termined: _____

MSP Type: _____ Name: _____

Effective: _____ Termined: _____

Medicare Advantage (MA) Plan #: _____

Name: _____

Address: _____

Phone: _____

Effective: _____ Termined: _____

Last Billing Date: _____

Hospital Full Days: _____ Coinsurance Days: _____

SNF Full Days: _____ Coinsurance Days: _____

Lifetime Reserve Days: _____

Part B Deductible: _____

This year: _____ Last year: _____

Physical Therapy Limits:

This year: _____ Last year: _____

Occupational Therapy Limits:

This year: _____ Last year: _____

Home Health Name: _____

Address: _____

Effective: _____ Termined: _____

Hospice Name: _____

Address: _____

Effective: _____ Termined: _____

NGSConnex Beneficiary Eligibility Verification Requirements

- Four beneficiary data elements required
 - Last name
 - First name or initial
 - MBI
 - Date of birth

The screenshot shows the NGSConnex web application interface. The header includes the 'connex' logo and a 'HOME' link. A 'Printable View' button is highlighted in a red box in the top right corner. The main content area is titled 'Beneficiary Eligibility' and contains a 'Beneficiary Information' section with the following fields:

Beneficiary Information		
Medicare Number	Last Name	First Name
2DV		
MBI Term Date	Date of Birth	Date of Death
	12	
Sex	Address Line 1	Address Line 2
Female	PO BOX	
City	State	Zip
MINNEAPOLIS	MN	55405

Steps to Successfully Check Eligibility

- Collect all insurance data from beneficiary
- Use our [Interactive Voice Response System](#)
- Connecticut, Maine, Massachusetts, New Hampshire, New York, Rhode Island, Vermont
 - 877-869-6504
- Illinois, Minnesota, Wisconsin
 - 877-908-9499
- [NGSConnex](#)



Reducing Claim Rejections for Provider Information and Data

Ordering and Referring Provider Information

- N264, N265, N285, N286 provider name and NPI
 - Provider who orders item or services
 - Provider who requests an item or service
 - ✓ Clinical laboratories
 - ✓ Diagnostic imaging

- Missing, incomplete or invalid provider identifier
 - Line items 17 and 17b or electronic equivalent
 - No nick names
 - First and last name as it appears in PECOS
 - ✓ Ordering = DK
 - ✓ Referring = DN
 - ✓ Supervising = DQ

Item No.	Claim Description	Loop	Field	Data Element Description	Requirements	
17	Name of Referring physician or other source	2310A	NM103 (DN)	Referring provider last name	Required if claim involved a referral or services were ordered. When reporting the provider who ordered services such as diagnostic and lab utilized the Referring Provider Name (2310A) loop at the claim level. Required if a service or supply was ordered by a provider and that provider is a different entity than the rendering provider for this service line. When a claim involves multiple referring and/or ordering physicians, a separate claim must be billed for each ordering/referring physician.	
			NM104	Referring provider first name		
			NM105	Referring provider middle name		
	Name of Ordering physician	2420E	NM103 (DN)	Referring provider last name		
			NM104	Referring provider first name		
			NM105	Referring provider middle name		
	Name of Ordering physician	2420E	NM103 (DK)	Ordering provider last name		
			NM104	Ordering provider first name		
			NM105	Ordering provider middle name		
17a	Other ID number of Referring physician					
17b	NPI	2310A	REF02 (1C)	Referring provider primary ID		
			REF02 (1C)			Enter "XX" in the NM108 to indicate an NPI is present in the NM109. Enter the NPI of the referring/ordering physician listed in Item 17
			REF02 (1C)	Ordering provider primary ID		

Billing Provider Information

HEALTH INSURANCE CLAIM FORM
A FEDERAL STANDARD FORM (FORM 1500) PREPARED BY THE U.S. DEPARTMENT OF HEALTH AND HUMAN SERVICES

17. NAME OF REFERRING PROVIDER OR OTHER SOURCE
17a
17b NR

RENDERING PROVIDER ID #

23. BILLING PROVIDER INFO & PAYE
23a
23b

- Individual or Organization billing provider data
 - Type 1 (Individual)
 - Type 2 (Organization)
- Medical group or other entity entitled to bill and receive payment for physician services
 - Each physician/NPP rendering services under the group will be identified in 24J
- Line Item 33 or electronic equivalent
 - Billing provider

Steps to Successfully Check Provider Data

- [Data Files for Ordering and Referring](#)
- [National Plan & Provider Enumeration System](#)
- [Medicare Place of Service Code Set and Descriptions](#)
- [CMS-1500 Claim Form](#)
- [Medicare Part B CMS-1500 Crosswalk for 5010 Electronic Claims](#)



Reducing Claim Rejections for Invalid Billed Charges

Invalid Charges

- Each line submitted should have valid charge
- If there are no cents in charge amount, enter 00
- Codes with a zero charge used for reporting purposes may be billed with a 0.01
- Total charges in line Item 24F or electronic equivalent
- Multiple claim forms with “continued” or “see next page” or single total in Item 28 for multiple claim forms will be returned as unprocessable

The image shows a scan of a Health Insurance Claim Form (HCFA-1500). A red box highlights the 'F. CHARGES' section, which is a table with columns for 'CHARGE CODE', 'DESCRIPTION', 'UNIT', 'QUANTITY', 'UNIT PRICE', and 'TOTAL CHARGE'. Below this table is the '28. TOTAL CHARGE' section, which includes a field for 'TOTAL CHARGE' and a field for 'TOTAL CHARGE' with a dollar sign. The form is otherwise mostly blank, with some fields filled in with zeros or dashes.

Steps to Successfully Check Billed Charges

- [CMS-1500 Claim Form Completion Instructions](#)
- [Medicare Part B CMS-1500 Crosswalk for 5010 Electronic Claims](#)



Reducing Claim Rejections for Date Last Seen and Attending Physician

Date Last Seen and Attending Physician

HEALTH INSURANCE CLAIM FORM
A FACILITY OF NATIONAL LIABILITY CLAIM COMMISSION (NACC) FORM 1500-01-01

19. ADDITIONAL CLAIM INFORMATION (Designated by NUCC)

- Routine foot care
 - CPT/HCPCS G0127, 11055, 11056, 11057, 11719, 11720 and 11721
 - Certain conditions require a patient to be under the care of a primary physician
 - ✓ Claims must indicate the date last seen and NPI of attending physician
 - ✓ Line item 19 or electronic equivalent
 - Systemic condition modifiers: Q7, Q8 or Q9

Missing Documentation

Additional Documentation Requests

- NGS may need to analyze claims to determine allowance
- ADR letters will be generated
 - NGS may require clarification or documentation
 - ✓ If documentation is not submitted, claim rejects as unprocessable
- Avoid this by utilizing ANSI electronic attachments program
- Data that comes together to process claim



Steps to Successfully Submit Claims with Required Documentation

Additional Development Request Letters Guide

- [Ways to Respond](#)
- [Claim Additional Development Requests](#)
- [MR TPE Additional Development Requests](#)
- [Other Audit Contractor Additional Development Requests](#)
- [Overpayments Due to Contractor Audit Reviews](#)
- [EDI Solutions Benefits of Electronic Attachments ANSI 275](#)
- [EDI Solutions Benefits of the 277 RFI ANSI 277](#)



Place Where Services are Rendered

Place of Service



- Provide place where services are rendered
- Complete name, address, ZIP code where services were furnished
 - Hospital
 - Clinic
 - Laboratory
 - Patient's home
 - Physician's office
 - Diagnostic tests subject to anti-markup
- Line Item 32 or electronic equivalent

Steps to Successfully Check Place of Service

- [Medicare Place of Service Code Set and Descriptions](#)
- [CMS-1500 Claim Form](#)
- [Medicare Part B CMS-1500 Crosswalk for 5010 Electronic Claims](#)



Reducing Claim Rejections for CPT and HCPCS

Have Current Code Books

- CPT
 - Numeric coding system that describes the services and procedures provided by a physician
- HCPCS
 - Alpha numeric coding system used by a physician to report services
- ICD-10-CM code books
 - Used to select appropriate diagnosis codes



Not Payable Under NGS
Jurisdiction

Durable Medical Equipment MAC

- Durable medical equipment, prosthetics, orthotics, and supplies (DMEPOS)
 - HCPCS code and modifier combinations
 - ✓ Example HCPCS A, B, E, J, K, L, Q and V
 - Part B services processed by DME Regional Contractors
 - Item 24D on CMS-1500 or the electronic equivalent
- Do not send these claims to NGS Medicare



Steps to Successfully Check Jurisdictions

- Know what codes are billable to DME MAC
- [DME MAC Jurisdiction A](#)
 - CT-MA-ME-NH-NY-RI-VT
- [DME MAC Jurisdiction B](#)
 - IL-MN-WI



Medicare Physician Fee Schedule

national government SERVICES

Medical Policies
Find LCDs and related billing and coding articles

Enrollment
Getting started, after you enroll, and revalidating your enrollment

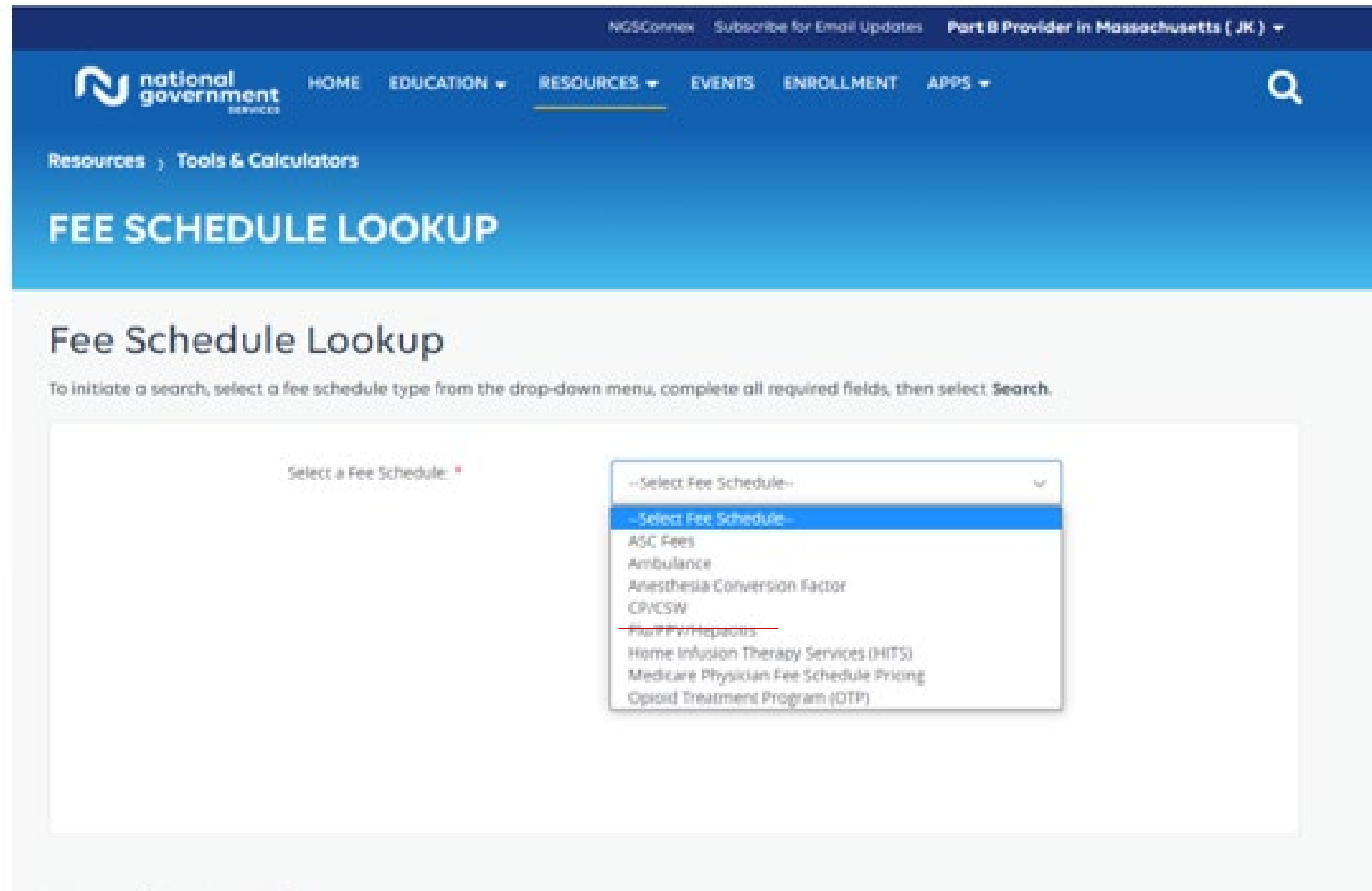
Fee Schedules
Code pricing search, payment systems, limits, and fee schedule lookup

Claims and Appeals
Learn about claims, top errors, fees, MBI and appeals

Overpayments
Repayment schedules, and post-pay adjustment

Medicare Compliance
Medical Review, Prior Authorization, Fraud & Abuse, CERT, and more

Fee Schedule Lookup – Types



national government SERVICES

HOME EDUCATION RESOURCES EVENTS ENROLLMENT APPS

Resources > Tools & Calculators

FEE SCHEDULE LOOKUP

Fee Schedule Lookup



To initiate a search, select a fee schedule type from the drop-down menu, complete all required fields, then select **Search**.

Select a Fee Schedule:

- Select Fee Schedule--
- ASC Fees
- Ambulance
- Anesthesia Conversion Factor
- CP/CSW
- Flu/PPV/HP/epids
- Home Infusion Therapy Services (HITS)
- Medicare Physician Fee Schedule Pricing
- Opioid Treatment Program (OTP)

Fee Schedule Lookup

NCSCConnex Subscribe for Email Updates Part B Provider in Massachusetts (JK) ▾

 national government SERVICES HOME EDUCATION ▾ RESOURCES ▾ EVENTS ENROLLMENT APPS ▾ 

Resources > Tools & Calculators


FEE SCHEDULE LOOKUP

Fee Schedule Lookup

To initiate a search, select a fee schedule type from the drop-down menu, complete all required fields, then select **Search**.

Select a Fee Schedule: *

Result Type: * Full Fee Schedule Specific To Fee Code

Date of Service: * 

Procedure Code: *

Region: * ▾

Fee Schedule Lookup – Regions

To initiate a search, select a fee schedule type from the drop-down

Select a Fee Schedule: *

Result Type: *

Date of Service: *

Procedure Code: *

Region: *

--Select Region--

- Connecticut
- Illinois (area 12)
- Illinois (area 15)
- Illinois (area 16)
- Illinois (area 99)
- Maine (area 03)
- Maine (area 99)
- Massachusetts (area 01)
- Massachusetts (area 99)
- Minnesota
- New Hampshire (area 40)
- New York (area 01)
- New York (area 02)
- New York (area 03)
- New York (area 04)
- New York (area 99)
- Rhode Island (area 01)
- Vermont (area 50)
- Wisconsin

--Select Region--

Search

Illinois Locality/Area and County Information

Locality/Area	Counties
12	Bond, Calhoun, Clinton, Jersey, Macoupin, Madison, Monroe, Montgomery, Randolph, St. Clair, Washington
15	DuPage, Kane, Lake, Will
16	Cook
99	All Other Counties

Maine and Massachusetts, Locality/Area and County Information

Locality/Area	State	Counties
01	MA	Middlesex, Norfolk and Suffolk
99	MA	All Other Counties
03	ME	York and Cumberland
99	ME	All Other Counties

New York Locality/Area and County Information

Locality/Area	Counties
01	Manhattan
02	Bronx, Brooklyn, Nassau, Rockland, Staten Island, Suffolk, Westchester
03	Columbia, Delaware, Dutchess, Greene, Orange, Putnam, Sullivan, Ulster
04	Queens
99	Albany, Oneida, Allegany, Onondaga, Broome, Ontario, Cattaraugus, Orleans, Cayuga, Oswego, Chautauqua, Otsego, Chemung, Rensselaer, Chenango, Saratoga, Clinton, Schenectady, Cortland, Schoharie, Erie, Schuyler, Essex, Seneca, Franklin, Steuben, Fulton, St. Lawrence, Genesee, Tioga, Hamilton, Tompkins, Herkimer, Warren, Jefferson, Washington, Lewis, Wayne, Livingston, Wyoming, Madison, Yates, Monroe Montgomery, Niagara

Policy Indicators

- Procedure status indicators
- Global surgery
- Facility pricing
- Preoperative
- Intraoperative
- Postoperative
- Multiple surgery
- Bilateral surgery
- Assistant at surgery
- Two surgeons
- Team surgery

Procedure Status Indicators

- Field indicates whether the code is in the fee schedule and whether it is separately payable if the service is covered
- Presence of an active (or valid) status code does not mean the service is covered by Medicare
- Service may be valid according to the list but may not be considered covered due to other criteria such as medical necessity or global surgery rules

Procedure Status Policy Indicators

Policy Indicator	Description
A	Active code
B	Bundled code
C	Carriers price the code
E	Excluded from Physician Fee Schedule by regulation
I	Not valid for Medicare purposes
N	Noncovered Services: These services are not covered by Medicare
R	Restricted Coverage: Special coverage instructions apply

PC/TC Indicator

- Indicator describes physician services that have global concept, professional or technical components
- These include diagnostic and therapeutic radiology services, certain diagnostic tests that involve a physician's interpretation and physician pathology services
- Indicators identify TC for technical component and 26 professional component (PC)

PC/TC Policy Indicators

Policy Indicator	Description
0	The concept of PC/TC does not apply since physician services cannot be split into professional and technical components
1	These codes have both a professional and technical component. Modifiers 26 and TC can be used with these codes
2	Professional Component Only Codes
3	Technical Component Only Codes
4	Global Test Only Codes

Global Surgery

- Indicator provides the postoperative time frames that apply to payment for each surgical procedure or another indicator that describes the applicability of the global concept to the service
- Global surgery, includes all the necessary services normally furnished by a surgeon before, during and after a procedure
- Medicare payment for surgical procedure includes the preoperative, intra-operative, and postoperative services routinely performed by the surgeon or by members of the same group with the same specialty
- Physicians in same group practice who are in the same specialty must bill and be paid as though they were a single physician

Global Surgery Policy Indicators

Policy Indicator	Description
000	Endoscopic or minor procedure with related preoperative and postoperative relative values on the day of the procedure only included in the fee schedule payment amount; evaluation and management services on the day of the procedure generally not payable
010	Minor procedure with preoperative relative values on the day of the procedure and postoperative relative values during a ten-day postoperative period included in the fee schedule amount; evaluation and management services on the day of the procedure and during the 10-day postoperative period generally not payable
090	Major surgery with a one-day preoperative period and 90-day postoperative period included in the fee schedule payment amount

Multiple Procedure (Modifier 51)

- Indicator for which payment adjustment rule for multiple surgical procedures applies
- Multiple surgeries are separate procedures performed by single physician or physicians in same group practice on same patient at same operative session or on same day for which separate payment may be allowed and reduced
- Providers do not use modifier 51

Multiple Procedure Policy Indicators

Policy Indicator	Description
0	No payment adjustment rules for multiple procedures apply
1	Standard payment adjustment rules in effect before 1/1/1996, for multiple procedures apply. 100 percent, 50 percent, 25 percent, 25 percent, 25 percent
2	Standard payment adjustment rules for multiple procedures apply. 100 percent, 50 percent, 50 percent, 50 percent, 50 percent
3	Special rules for multiple endoscopic procedures apply if procedure is billed with another endoscopy in the same family (that is, another endoscopy that has the same base procedure)

Bilateral Surgery (Modifier 50)

- Indicates services subject to a payment adjustment
- Bilateral services are procedures that can be performed on both sides of the body during same session or on same day by same physician or other qualified health care professional

Bilateral Surgery Policy Indicators

Policy Indicator	Description
0	150 percent payment adjustment for bilateral procedures does not apply
1	150 percent payment adjustment for bilateral procedure applies
2	150 percent payment adjustment for bilateral does not apply
3	The usual payment adjustment for bilateral procedures does not apply

Assistant At Surgery (Modifiers 80/AS)

- Indicates services where assistant at surgery may be paid
- An assistant surgeon is defined as a physician who actively assists the operating surgeon
 - Assistant may be necessary because of the complex nature of procedure(s) or the patient's condition
 - Assistant is usually trained in same specialty
 - Assistant at surgery may be physician assistant, nurse practitioner or nurse midwife acting under the direct supervision of a physician, where physician acts as surgeon and the assistant at surgery as an assistant
- Assistant at surgery modifiers include
 - 80 if the services are by a MD or DO
 - AS if by an NP, PA or CNS

Assistant At Surgery Policy Indicators

Policy Indicator	Description
0	Payment restriction for assistants at surgery applies to this procedure unless supporting documentation is submitted to establish medical necessity
1	Statutory payment restriction for assistants at surgery applies to this procedure. Assistant at surgery may not be paid
2	Payment restriction for assistants at surgery does not apply to this procedure. Assistant at surgery may be paid
9	Concept does not apply

Co-surgeons (Modifier 62)

- Indicator for services that two surgeons, each in different specialty
- Co-surgeons are defined as two or more surgeons, where the skills of both surgeons are necessary to perform distinct parts of a specific operative procedure
- Co-surgery is always performed during the same operative session

Co-surgeons Policy Indicators

Policy Indicator	Description
0	Co-surgeons not permitted for this procedure
1	Co-surgeons could be paid, though supporting documentation is required to establish the medical necessity of two surgeons for the procedure
2	Co-surgeons permitted and no documentation required if the two-specialty requirement is met
9	Concept does not apply

Team Surgery (Modifier 66)

- Indicator for services for which team surgeons may be paid
- Under some circumstances, highly complex procedures may require the services of a surgical team, consisting of several physicians, often of different specialties, plus other highly skilled, specially trained personnel and complex equipment
- Benefits are allowed for medically necessary procedures and allowance(s) will be determined on an individual consideration basis

Team Surgery Policy Indicators

Policy Indicator	Description
0	Team surgeons not permitted for this procedure
1	Team surgeons could be paid, though supporting documentation required to establish medical necessity of a team; pay by report
2	Team surgeons permitted; pay by report
9	Concept does not apply

Fee Schedule Assistance

- The [fee schedule assistance](#) page provides access to information about fee schedule definitions and acronyms



The screenshot displays the 'Fee Schedule Assistance' page on the National Government Services website. The page features a dark blue header with the logo and navigation menu. The breadcrumb trail indicates the path: Resources > Tools & Calculators > Fee Schedule Lookup. The main heading is 'FEE SCHEDULE LOOKUP DETAILS'. Below this, the section 'Fee Schedule Assistance' is highlighted, containing a list of links to various resources.

national government SERVICES

HOME EDUCATION RESOURCES EVENTS ENROLLMENT APPS

Resources > Tools & Calculators > Fee Schedule Lookup

FEE SCHEDULE LOOKUP DETAILS

Fee Schedule Assistance

- Illinois Locality/Area and County Information
- Maine, Massachusetts, New Hampshire, Rhode Island, Vermont Locality/Area and County Information
- New York Locality/Area and County Information
- Locate and Download Fee Schedule Pricing
- Description of Medicare Physician Fee Schedule Database Policy Indicators
- CMS Physician Fee Schedule Search and RVU Information

Medicare Physician Fee Schedule (MPFS) Pricing and Database (DB)

Procedure Code	Effective Date	State/Territory	Locality	Short Description
76706	01/01/2022	14112	03	Us abdl aorta screen aaa

Non-OPPS Capped Payment Rates (NON-OPPS)						
Modifier	NON FAC PAR	NON FAC NON PAR	NON FAC LC	FAC PAR	FAC NON PAR	FAC LC
(Details)	110.21	104.70	120.41	110.21	104.70	120.41
26 (Details)	26.49	25.17	28.95	26.49	25.17	28.95
TC (Details)	83.72	79.53	91.46	83.72	79.53	91.46

MPFSDB 76706

Modifier Selected: (blank)

Status	Conversion Factor	Update Factor	Work RVU	FAC PE RVU	NON FAC PE RVU
A	33.8872	1.0000	0.55	2.61	2.61
Malpractice RVU	Work GPCI	Practice GPCI	Malpractice GPCI	Reduced Therapy Amt	Endoscopic Base
0.05	1.000	1.005	0.654	0.00	

Global Surgery	Facility Pricing	PC/TC	Preoperative Percentage	Interoperative Percentage	Postoperative Percentage
XXX	1	1	00.00%	00.00%	00.00%
Multiple Surgery	Bilateral Surgery	Assistant At Surgery	Two Surgeons	Team Surgery	
0	0	0	0	0	

MPFSDB 47480

Fees

<u>Modifier</u>	<u>NON FAC PAR</u>	<u>NON FAC NON PAR</u>	<u>NON FAC LC</u>	<u>FAC PAR</u>	<u>FAC NON PAR</u>	<u>FAC LC</u>
(Details)	854.96	812.21	934.04	854.96	812.21	934.04

Payment Calculation

<u>Status</u>	<u>Conversion Factor</u>	<u>Update Factor</u>	<u>Work RVU</u>	<u>FAC PE RVU</u>	<u>NON FAC PE RVU</u>
A	33.8872	1.0000	13.25	9.87	9.87
<u>Malpractice RVU</u>	<u>Work GPCI</u>	<u>Practice GPCI</u>	<u>Malpractice GPCI</u>	<u>Reduced Therapy Amt</u>	<u>Endoscopic Base</u>
3.15	1.000	1.005	0.654	0.00	

Policy Indicators

<u>Global Surgery</u>	<u>Facility Pricing</u>	<u>PC/TC</u>	<u>Preoperative Percentage</u>	<u>Interoperative Percentage</u>	<u>Postoperative Percentage</u>
090	1	0	09.00%	81.00%	10.00%
<u>Multiple Surgery</u>	<u>Bilateral Surgery</u>	<u>Assistant At Surgery</u>	<u>Two Surgeons</u>	<u>Team Surgery</u>	
2	0	2	1	0	

MPFSDB 33935

Fees

<u>Modifier</u>	<u>NON FAC PAR</u>	<u>NON FAC NON PAR</u>	<u>NON FAC LC</u>	<u>FAC PAR</u>	<u>FAC NON PAR</u>	<u>FAC LC</u>
(Details)	4642.75	4410.61	5072.20	4642.75	4410.61	5072.20

Payment Calculation

<u>Status</u>	<u>Conversion Factor</u>	<u>Update Factor</u>	<u>Work RVU</u>	<u>FAC PE RVU</u>	<u>NON FAC PE RVU</u>
R	33.8872	1.0000	91.78	31.55	31.55
<u>Malpractice RVU</u>	<u>Work GPCI</u>	<u>Practice GPCI</u>	<u>Malpractice GPCI</u>	<u>Reduced Therapy Amt</u>	<u>Endoscopic Base</u>
20.67	1.000	1.005	0.654	0.00	

Policy Indicators

<u>Global Surgery</u>	<u>Facility Pricing</u>	<u>PC/TC</u>	<u>Preoperative Percentage</u>	<u>Interoperative Percentage</u>	<u>Postoperative Percentage</u>
090	1	0	09.00%	84.00%	07.00%
<u>Multiple Surgery</u>	<u>Bilateral Surgery</u>	<u>Assistant At Surgery</u>	<u>Two Surgeons</u>	<u>Team Surgery</u>	
2	0	2	1	2	

MPFSDB 99397

Fees

<u>Modifier</u>	<u>NON FAC PAR</u>	<u>NON FAC NON PAR</u>	<u>NON FAC LC</u>	<u>FAC PAR</u>	<u>FAC NON PAR</u>	<u>FAC LC</u>
(Details)	0.00	0.00	0.00	0.00	0.00	0.00

Payment Calculation

<u>Status</u>	<u>Conversion Factor</u>	<u>Update Factor</u>	<u>Work RVU</u>	<u>FAC PE RVU</u>	<u>NON FAC PE RVU</u>
N	0.0000	0.0000	0.00	0.00	0.00
<u>Malpractice RVU</u>	<u>Work GPCI</u>	<u>Practice GPCI</u>	<u>Malpractice GPCI</u>	<u>Reduced Therapy Amt</u>	<u>Endoscopic Base</u>
0.00	1.000	1.005	0.654	0.00	

Policy Indicators

<u>Global Surgery</u>	<u>Facility Pricing</u>	<u>PC/TC</u>	<u>Preoperative Percentage</u>	<u>Interoperative Percentage</u>	<u>Postoperative Percentage</u>
XXX	9	9	00.00%	00.00%	00.00%
<u>Multiple Surgery</u>	<u>Bilateral Surgery</u>	<u>Assistant At Surgery</u>	<u>Two Surgeons</u>	<u>Team Surgery</u>	
9	9	9	9	9	

CPT/HCPCS Code Ranges

- Anesthesia: 00000–09999
- Surgery: 10000–69999
- Radiology: 70000–79999
- Pathology/laboratory: 80000–89999
- Medicine: 90000–99999
- Ambulance: A0000–A9999
- Drugs: J0000–J9999

Not Otherwise Classified or Unlisted Codes and Documentation

- An unlisted code represents an item, service, or procedure for which there is no specific CPT or Level II alphanumeric HCPCS code
- Unlisted codes should be reported only if no other specific codes adequately describe the procedure or service
- Consider finding a CPT code that best describes service/procedure using the reduced service modifier 52
- Service/procedure(s) should be adequately documented in your medical record and submitted with each claim
 - Paper or electronic media claims
- Medicare allowable amounts are not established; therefore, allowance is based on the supporting documentation

Steps to Successfully Check CPT/HCPCS

- [MPFS available on our Fee Schedule Lookup page](#)
- [Fee Schedule Assistance](#)
- MLN® Booklet: [How To Use The PFS Look-Up Tool \(ICN 901344\)](#)
- [Top Claim Errors – Unprocessable Claim Rejections and Corrections](#)
- [Unlisted and Not Otherwise Classified Procedure Codes](#)



Reducing Claim Rejections for Modifiers

Modifiers

- Two types of modifiers in MCS
 - CPT – numeric
 - HCPCS – letter and numeric
- Pricing modifiers
 - First field
- Statistical/informational modifiers
 - Second field
- Always enter pricing modifiers before statistical/informational modifiers

Modifiers – List Not All Inclusive

■ Pricing Modifiers

- Anesthesia modifiers
 - ✓ AA, AD, QK, QW, QX, QY, QZ
- Assistant at surgery modifiers
 - ✓ AS, 80, 81, 82
- Diagnostic modifiers
 - ✓ CT, FX, TC, 26
- Evaluation and management
 - ✓ 24, 25, 57
- Surgery modifiers
 - ✓ 50, 62, 66, 73, 74, 78
- Shared care
 - ✓ 54, 55

■ Statistical/informational modifiers

- Coronary artery modifiers
 - ✓ LC, LD, LM, RC, RI
- Eye lid modifiers
 - ✓ E1, E2, E3, E4
- Finger modifiers
 - ✓ FA, F1, F2, F3, F4, F5, F6, F7, F8, F9
- Toe modifiers
 - ✓ TA, T1, T2, T3, T4, T5, T6, T7, T8, T9
- Side of body modifiers
 - ✓ LT, RT

Steps to Successfully Submitting Modifiers

- [CMS IOM Publication 100-04, Medicare Claims Processing Manual](#)
 - [Chapter 23 “Fee Schedule Administration and Coding Requirements”](#)
 - [Chapter 26 “Completing and Processing Form CMS-1500 Data Set”](#)
- [Evaluation and Management](#)



Claim Reminders

- Resubmit, redetermination or reopen
- Resubmit
 - Unprocessable denials
- Redetermination
 - Medical necessity claim denials
- Reopen
 - Minor clerical errors or omissions
- Reopenings for Minor Errors and Omissions

Questions?

Thank you! A follow-up email will be sent to attendees with the Medicare University Course Code.

Connect with us on Social Media



[YouTube Channel](#)

Educational Videos

medicare **mobile**

Text NEWS to 37702; Text GAMES to 37702



www.MedicareUniversity.com

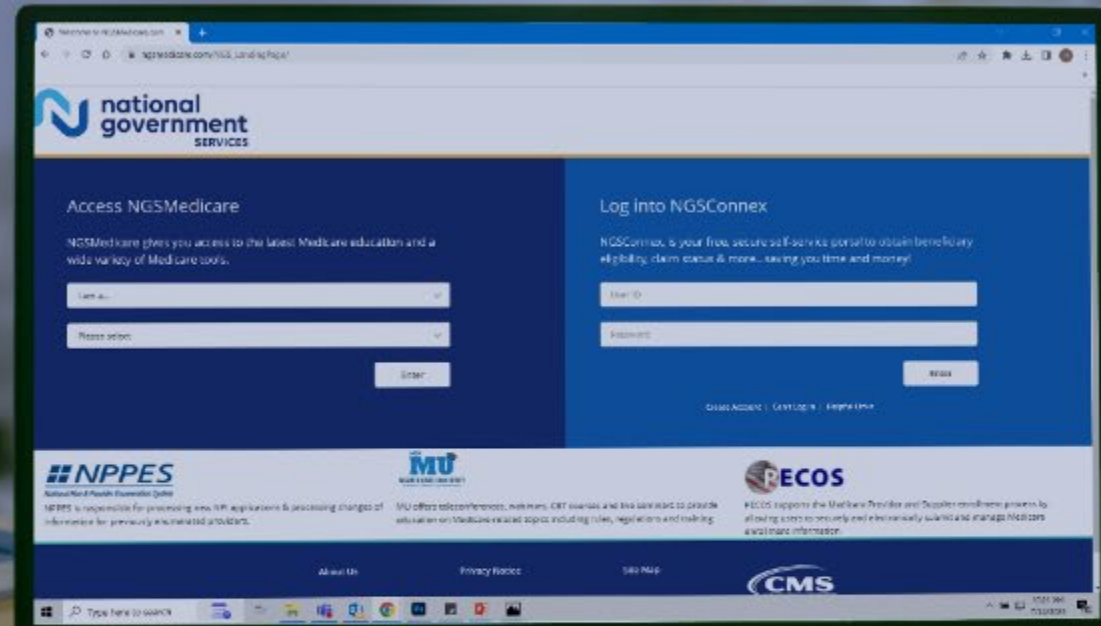
Self-paced online learning



[LinkedIn](#)

Educational Content

Find us online



www.NGS Medicare.com

Online resources, event calendar, LCD/NCD, and tools



IVR System

The interactive voice response system (IVR) is available 24-hours a day, seven days a week to answer general inquiries



[NGSConnex](#)

Web portal for claim information



[Sign up for Email Updates](#)

Subscribe for Email updates at the top of any NGS Medicare.com webpage to stay informed of news